



500 West Big Beaver
Troy, MI 48084
troymi.gov

CITY COUNCIL AGENDA ITEM

Date: April 7, 2021

To: Mark F. Miller, City Manager

From: Robert J. Bruner, Assistant City Manager

Subject: Resident Engagement and Priority Study

On June 22, 2020, City Council awarded contracts to Cobalt Community Research ("Cobalt") for a resident benchmarking survey, business survey, and library survey. The library survey was conducted in July 2020. City staff is now working with Cobalt on the resident benchmarking survey.

City Council discussed the resident survey during its November 23, 2020 and December 7, 2020 regular meetings. The survey was revised based on input provided by City Council and was included in a report in the December 14, 2020 City Council meeting agenda packet. The final cover letter, survey, and project timeline were included in a report in the January 25, 2021 City Council meeting agenda packet.

Cobalt conducted the first mailing to 2,000 randomly selected recent voters on January 28 and a second mailing during the week of February 16 to those who had not yet responded. In addition, the survey was available for anyone to complete online (non-sample responses). Data entry and analysis was completed in March and the results are attached. Cobalt Community Research Executive Director William SaintAmour will deliver the attached presentation on April 12.



2021 City of Troy Resident Engagement and Priority Study

Thank you for your participation in this study; we value your opinion. All answers will remain completely confidential.

1. First, think about Troy's **fire and emergency medical services** on the following attributes using a scale from 1 to 10, where 1 means "Poor" and 10 means "Excellent." If you are not sure or have no opinion, please mark "Don't Know."

	Poor= 1	2	3	4	5	6	7	8	9	Excellent = 10	Don't Know
Overall perception of the Troy Fire Department	<input type="checkbox"/>	<input type="checkbox"/>	<input type="checkbox"/>	<input type="checkbox"/>	<input type="checkbox"/>	<input type="checkbox"/>	<input type="checkbox"/>	<input type="checkbox"/>	<input type="checkbox"/>	<input type="checkbox"/>	<input type="checkbox"/>
Fire prevention/education	<input type="checkbox"/>	<input type="checkbox"/>	<input type="checkbox"/>	<input type="checkbox"/>	<input type="checkbox"/>	<input type="checkbox"/>	<input type="checkbox"/>	<input type="checkbox"/>	<input type="checkbox"/>	<input type="checkbox"/>	<input type="checkbox"/>
Response time to fires	<input type="checkbox"/>	<input type="checkbox"/>	<input type="checkbox"/>	<input type="checkbox"/>	<input type="checkbox"/>	<input type="checkbox"/>	<input type="checkbox"/>	<input type="checkbox"/>	<input type="checkbox"/>	<input type="checkbox"/>	<input type="checkbox"/>
Response time to medical emergencies	<input type="checkbox"/>	<input type="checkbox"/>	<input type="checkbox"/>	<input type="checkbox"/>	<input type="checkbox"/>	<input type="checkbox"/>	<input type="checkbox"/>	<input type="checkbox"/>	<input type="checkbox"/>	<input type="checkbox"/>	<input type="checkbox"/>

2. Now, think about Troy's **local public school system** and rate it on the following attributes:

	Poor= 1	2	3	4	5	6	7	8	9	Excellent = 10	Don't Know
Meeting the needs of the community	<input type="checkbox"/>	<input type="checkbox"/>	<input type="checkbox"/>	<input type="checkbox"/>	<input type="checkbox"/>	<input type="checkbox"/>	<input type="checkbox"/>	<input type="checkbox"/>	<input type="checkbox"/>	<input type="checkbox"/>	<input type="checkbox"/>
Preparation of students for solid careers	<input type="checkbox"/>	<input type="checkbox"/>	<input type="checkbox"/>	<input type="checkbox"/>	<input type="checkbox"/>	<input type="checkbox"/>	<input type="checkbox"/>	<input type="checkbox"/>	<input type="checkbox"/>	<input type="checkbox"/>	<input type="checkbox"/>
Preparation of students for college	<input type="checkbox"/>	<input type="checkbox"/>	<input type="checkbox"/>	<input type="checkbox"/>	<input type="checkbox"/>	<input type="checkbox"/>	<input type="checkbox"/>	<input type="checkbox"/>	<input type="checkbox"/>	<input type="checkbox"/>	<input type="checkbox"/>
Communication with the public	<input type="checkbox"/>	<input type="checkbox"/>	<input type="checkbox"/>	<input type="checkbox"/>	<input type="checkbox"/>	<input type="checkbox"/>	<input type="checkbox"/>	<input type="checkbox"/>	<input type="checkbox"/>	<input type="checkbox"/>	<input type="checkbox"/>

3. Please think about the **transportation infrastructure** in Troy and rate it on the following attributes:

	Poor= 1	2	3	4	5	6	7	8	9	Excellent = 10	Don't Know
Street maintenance/repair	<input type="checkbox"/>	<input type="checkbox"/>	<input type="checkbox"/>	<input type="checkbox"/>	<input type="checkbox"/>	<input type="checkbox"/>	<input type="checkbox"/>	<input type="checkbox"/>	<input type="checkbox"/>	<input type="checkbox"/>	<input type="checkbox"/>
Road signage	<input type="checkbox"/>	<input type="checkbox"/>	<input type="checkbox"/>	<input type="checkbox"/>	<input type="checkbox"/>	<input type="checkbox"/>	<input type="checkbox"/>	<input type="checkbox"/>	<input type="checkbox"/>	<input type="checkbox"/>	<input type="checkbox"/>
Traffic congestion on the roads	<input type="checkbox"/>	<input type="checkbox"/>	<input type="checkbox"/>	<input type="checkbox"/>	<input type="checkbox"/>	<input type="checkbox"/>	<input type="checkbox"/>	<input type="checkbox"/>	<input type="checkbox"/>	<input type="checkbox"/>	<input type="checkbox"/>
Public transportation options	<input type="checkbox"/>	<input type="checkbox"/>	<input type="checkbox"/>	<input type="checkbox"/>	<input type="checkbox"/>	<input type="checkbox"/>	<input type="checkbox"/>	<input type="checkbox"/>	<input type="checkbox"/>	<input type="checkbox"/>	<input type="checkbox"/>
Accommodation for bicycle and foot traffic	<input type="checkbox"/>	<input type="checkbox"/>	<input type="checkbox"/>	<input type="checkbox"/>	<input type="checkbox"/>	<input type="checkbox"/>	<input type="checkbox"/>	<input type="checkbox"/>	<input type="checkbox"/>	<input type="checkbox"/>	<input type="checkbox"/>
Ease of finding parking	<input type="checkbox"/>	<input type="checkbox"/>	<input type="checkbox"/>	<input type="checkbox"/>	<input type="checkbox"/>	<input type="checkbox"/>	<input type="checkbox"/>	<input type="checkbox"/>	<input type="checkbox"/>	<input type="checkbox"/>	<input type="checkbox"/>

4. Next, rate the **utility services** (water, garbage, etc.) that you use on the following attributes:

	Poor= 1	2	3	4	5	6	7	8	9	Excellent = 10	Don't Know
Drinking water quality	<input type="checkbox"/>	<input type="checkbox"/>	<input type="checkbox"/>	<input type="checkbox"/>	<input type="checkbox"/>	<input type="checkbox"/>	<input type="checkbox"/>	<input type="checkbox"/>	<input type="checkbox"/>	<input type="checkbox"/>	<input type="checkbox"/>
Garbage collection service	<input type="checkbox"/>	<input type="checkbox"/>	<input type="checkbox"/>	<input type="checkbox"/>	<input type="checkbox"/>	<input type="checkbox"/>	<input type="checkbox"/>	<input type="checkbox"/>	<input type="checkbox"/>	<input type="checkbox"/>	<input type="checkbox"/>
Brush and leaf disposal	<input type="checkbox"/>	<input type="checkbox"/>	<input type="checkbox"/>	<input type="checkbox"/>	<input type="checkbox"/>	<input type="checkbox"/>	<input type="checkbox"/>	<input type="checkbox"/>	<input type="checkbox"/>	<input type="checkbox"/>	<input type="checkbox"/>
Recycling service	<input type="checkbox"/>	<input type="checkbox"/>	<input type="checkbox"/>	<input type="checkbox"/>	<input type="checkbox"/>	<input type="checkbox"/>	<input type="checkbox"/>	<input type="checkbox"/>	<input type="checkbox"/>	<input type="checkbox"/>	<input type="checkbox"/>

5. Please rate Troy's **local law enforcement** (police department) on the following attributes:

	Poor= 1	2	3	4	5	6	7	8	9	Excellent = 10	Don't Know
Respectful treatment of citizens	<input type="checkbox"/>	<input type="checkbox"/>	<input type="checkbox"/>	<input type="checkbox"/>	<input type="checkbox"/>	<input type="checkbox"/>	<input type="checkbox"/>	<input type="checkbox"/>	<input type="checkbox"/>	<input type="checkbox"/>	<input type="checkbox"/>
Fair and equitable enforcement	<input type="checkbox"/>	<input type="checkbox"/>	<input type="checkbox"/>	<input type="checkbox"/>	<input type="checkbox"/>	<input type="checkbox"/>	<input type="checkbox"/>	<input type="checkbox"/>	<input type="checkbox"/>	<input type="checkbox"/>	<input type="checkbox"/>
Safety education	<input type="checkbox"/>	<input type="checkbox"/>	<input type="checkbox"/>	<input type="checkbox"/>	<input type="checkbox"/>	<input type="checkbox"/>	<input type="checkbox"/>	<input type="checkbox"/>	<input type="checkbox"/>	<input type="checkbox"/>	<input type="checkbox"/>
Response time to emergencies	<input type="checkbox"/>	<input type="checkbox"/>	<input type="checkbox"/>	<input type="checkbox"/>	<input type="checkbox"/>	<input type="checkbox"/>	<input type="checkbox"/>	<input type="checkbox"/>	<input type="checkbox"/>	<input type="checkbox"/>	<input type="checkbox"/>

6. Have you paid property taxes in the last 12 months?

☐ Yes

☐ No (Skip to Q8)

7. Rate Troy's **property taxes** on the following attributes:

	Poor= 1	2	3	4	5	6	7	8	9	Excellent = 10	Don't Know
Fairness of property appraisals	<input type="checkbox"/>	<input type="checkbox"/>	<input type="checkbox"/>	<input type="checkbox"/>	<input type="checkbox"/>	<input type="checkbox"/>	<input type="checkbox"/>	<input type="checkbox"/>	<input type="checkbox"/>	<input type="checkbox"/>	<input type="checkbox"/>
Adequacy of period to pay taxes	<input type="checkbox"/>	<input type="checkbox"/>	<input type="checkbox"/>	<input type="checkbox"/>	<input type="checkbox"/>	<input type="checkbox"/>	<input type="checkbox"/>	<input type="checkbox"/>	<input type="checkbox"/>	<input type="checkbox"/>	<input type="checkbox"/>
Fairness of tax levels	<input type="checkbox"/>	<input type="checkbox"/>	<input type="checkbox"/>	<input type="checkbox"/>	<input type="checkbox"/>	<input type="checkbox"/>	<input type="checkbox"/>	<input type="checkbox"/>	<input type="checkbox"/>	<input type="checkbox"/>	<input type="checkbox"/>
Amount and quality of services you receive for the local taxes you pay	<input type="checkbox"/>	<input type="checkbox"/>	<input type="checkbox"/>	<input type="checkbox"/>	<input type="checkbox"/>	<input type="checkbox"/>	<input type="checkbox"/>	<input type="checkbox"/>	<input type="checkbox"/>	<input type="checkbox"/>	<input type="checkbox"/>
Communication on how tax dollars are used	<input type="checkbox"/>	<input type="checkbox"/>	<input type="checkbox"/>	<input type="checkbox"/>	<input type="checkbox"/>	<input type="checkbox"/>	<input type="checkbox"/>	<input type="checkbox"/>	<input type="checkbox"/>	<input type="checkbox"/>	<input type="checkbox"/>

8. Think about the **shopping opportunities** in Troy using the scale where 1 means "**Poor**" and 10 means "**Excellent**." Please rate your community for providing:

	Poor= 1	2	3	4	5	6	7	8	9	Excellent = 10	Don't Know
Shopping convenience for everyday items	<input type="checkbox"/>	<input type="checkbox"/>	<input type="checkbox"/>	<input type="checkbox"/>	<input type="checkbox"/>	<input type="checkbox"/>	<input type="checkbox"/>	<input type="checkbox"/>	<input type="checkbox"/>	<input type="checkbox"/>	<input type="checkbox"/>
Shopping convenience for major items	<input type="checkbox"/>	<input type="checkbox"/>	<input type="checkbox"/>	<input type="checkbox"/>	<input type="checkbox"/>	<input type="checkbox"/>	<input type="checkbox"/>	<input type="checkbox"/>	<input type="checkbox"/>	<input type="checkbox"/>	<input type="checkbox"/>
Sufficient choices for most of your needs	<input type="checkbox"/>	<input type="checkbox"/>	<input type="checkbox"/>	<input type="checkbox"/>	<input type="checkbox"/>	<input type="checkbox"/>	<input type="checkbox"/>	<input type="checkbox"/>	<input type="checkbox"/>	<input type="checkbox"/>	<input type="checkbox"/>
Area restaurant choices	<input type="checkbox"/>	<input type="checkbox"/>	<input type="checkbox"/>	<input type="checkbox"/>	<input type="checkbox"/>	<input type="checkbox"/>	<input type="checkbox"/>	<input type="checkbox"/>	<input type="checkbox"/>	<input type="checkbox"/>	<input type="checkbox"/>

9. Rate the **local government** in Troy on the following:

	Poor= 1	2	3	4	5	6	7	8	9	Excellent = 10	Don't Know
Having leaders who are trustworthy	<input type="checkbox"/>	<input type="checkbox"/>	<input type="checkbox"/>	<input type="checkbox"/>	<input type="checkbox"/>	<input type="checkbox"/>	<input type="checkbox"/>	<input type="checkbox"/>	<input type="checkbox"/>	<input type="checkbox"/>	<input type="checkbox"/>
Being well-managed (efficient, organized)	<input type="checkbox"/>	<input type="checkbox"/>	<input type="checkbox"/>	<input type="checkbox"/>	<input type="checkbox"/>	<input type="checkbox"/>	<input type="checkbox"/>	<input type="checkbox"/>	<input type="checkbox"/>	<input type="checkbox"/>	<input type="checkbox"/>
Having employees who are well-trained	<input type="checkbox"/>	<input type="checkbox"/>	<input type="checkbox"/>	<input type="checkbox"/>	<input type="checkbox"/>	<input type="checkbox"/>	<input type="checkbox"/>	<input type="checkbox"/>	<input type="checkbox"/>	<input type="checkbox"/>	<input type="checkbox"/>
Communicating effectively with the community	<input type="checkbox"/>	<input type="checkbox"/>	<input type="checkbox"/>	<input type="checkbox"/>	<input type="checkbox"/>	<input type="checkbox"/>	<input type="checkbox"/>	<input type="checkbox"/>	<input type="checkbox"/>	<input type="checkbox"/>	<input type="checkbox"/>
Spending dollars wisely	<input type="checkbox"/>	<input type="checkbox"/>	<input type="checkbox"/>	<input type="checkbox"/>	<input type="checkbox"/>	<input type="checkbox"/>	<input type="checkbox"/>	<input type="checkbox"/>	<input type="checkbox"/>	<input type="checkbox"/>	<input type="checkbox"/>
Encouraging citizen ideas and involvement	<input type="checkbox"/>	<input type="checkbox"/>	<input type="checkbox"/>	<input type="checkbox"/>	<input type="checkbox"/>	<input type="checkbox"/>	<input type="checkbox"/>	<input type="checkbox"/>	<input type="checkbox"/>	<input type="checkbox"/>	<input type="checkbox"/>
Maintaining a website that meets your needs	<input type="checkbox"/>	<input type="checkbox"/>	<input type="checkbox"/>	<input type="checkbox"/>	<input type="checkbox"/>	<input type="checkbox"/>	<input type="checkbox"/>	<input type="checkbox"/>	<input type="checkbox"/>	<input type="checkbox"/>	<input type="checkbox"/>
Enforcing appearance/safety codes for residential and business properties	<input type="checkbox"/>	<input type="checkbox"/>	<input type="checkbox"/>	<input type="checkbox"/>	<input type="checkbox"/>	<input type="checkbox"/>	<input type="checkbox"/>	<input type="checkbox"/>	<input type="checkbox"/>	<input type="checkbox"/>	<input type="checkbox"/>
Openness to resident questions or concerns	<input type="checkbox"/>	<input type="checkbox"/>	<input type="checkbox"/>	<input type="checkbox"/>	<input type="checkbox"/>	<input type="checkbox"/>	<input type="checkbox"/>	<input type="checkbox"/>	<input type="checkbox"/>	<input type="checkbox"/>	<input type="checkbox"/>
Level of professionalism of local staff	<input type="checkbox"/>	<input type="checkbox"/>	<input type="checkbox"/>	<input type="checkbox"/>	<input type="checkbox"/>	<input type="checkbox"/>	<input type="checkbox"/>	<input type="checkbox"/>	<input type="checkbox"/>	<input type="checkbox"/>	<input type="checkbox"/>
The follow-up provided by local staff	<input type="checkbox"/>	<input type="checkbox"/>	<input type="checkbox"/>	<input type="checkbox"/>	<input type="checkbox"/>	<input type="checkbox"/>	<input type="checkbox"/>	<input type="checkbox"/>	<input type="checkbox"/>	<input type="checkbox"/>	<input type="checkbox"/>
The ease of getting your question answered	<input type="checkbox"/>	<input type="checkbox"/>	<input type="checkbox"/>	<input type="checkbox"/>	<input type="checkbox"/>	<input type="checkbox"/>	<input type="checkbox"/>	<input type="checkbox"/>	<input type="checkbox"/>	<input type="checkbox"/>	<input type="checkbox"/>

10. How frequently do you contact (visit, email, call) Troy's government?

☐ Never

☐ Fewer than 6 times a year

☐ 6-12 times a year

☐ More than 12 times a year

11. Rate Troy's **community events** on the following:

	Poor= 1	2	3	4	5	6	7	8	9	Excellent = 10	Don't Know
Range of cultural offerings	<input type="checkbox"/>	<input type="checkbox"/>	<input type="checkbox"/>	<input type="checkbox"/>	<input type="checkbox"/>	<input type="checkbox"/>	<input type="checkbox"/>	<input type="checkbox"/>	<input type="checkbox"/>	<input type="checkbox"/>	<input type="checkbox"/>
Strong and vibrant arts community	<input type="checkbox"/>	<input type="checkbox"/>	<input type="checkbox"/>	<input type="checkbox"/>	<input type="checkbox"/>	<input type="checkbox"/>	<input type="checkbox"/>	<input type="checkbox"/>	<input type="checkbox"/>	<input type="checkbox"/>	<input type="checkbox"/>
Quality sporting events to attend	<input type="checkbox"/>	<input type="checkbox"/>	<input type="checkbox"/>	<input type="checkbox"/>	<input type="checkbox"/>	<input type="checkbox"/>	<input type="checkbox"/>	<input type="checkbox"/>	<input type="checkbox"/>	<input type="checkbox"/>	<input type="checkbox"/>
Variety of festivals and community events	<input type="checkbox"/>	<input type="checkbox"/>	<input type="checkbox"/>	<input type="checkbox"/>	<input type="checkbox"/>	<input type="checkbox"/>	<input type="checkbox"/>	<input type="checkbox"/>	<input type="checkbox"/>	<input type="checkbox"/>	<input type="checkbox"/>
Activities that interest you	<input type="checkbox"/>	<input type="checkbox"/>	<input type="checkbox"/>	<input type="checkbox"/>	<input type="checkbox"/>	<input type="checkbox"/>	<input type="checkbox"/>	<input type="checkbox"/>	<input type="checkbox"/>	<input type="checkbox"/>	<input type="checkbox"/>

12. Rate the **economic health** of Troy on the following aspects:

	Poor= 1	2	3	4	5	6	7	8	9	Excellent = 10	Don't Know
Cost of living	<input type="checkbox"/>	<input type="checkbox"/>	<input type="checkbox"/>	<input type="checkbox"/>	<input type="checkbox"/>	<input type="checkbox"/>	<input type="checkbox"/>	<input type="checkbox"/>	<input type="checkbox"/>	<input type="checkbox"/>	<input type="checkbox"/>
Quality of jobs	<input type="checkbox"/>	<input type="checkbox"/>	<input type="checkbox"/>	<input type="checkbox"/>	<input type="checkbox"/>	<input type="checkbox"/>	<input type="checkbox"/>	<input type="checkbox"/>	<input type="checkbox"/>	<input type="checkbox"/>	<input type="checkbox"/>
Affordability of housing	<input type="checkbox"/>	<input type="checkbox"/>	<input type="checkbox"/>	<input type="checkbox"/>	<input type="checkbox"/>	<input type="checkbox"/>	<input type="checkbox"/>	<input type="checkbox"/>	<input type="checkbox"/>	<input type="checkbox"/>	<input type="checkbox"/>
Availability of jobs	<input type="checkbox"/>	<input type="checkbox"/>	<input type="checkbox"/>	<input type="checkbox"/>	<input type="checkbox"/>	<input type="checkbox"/>	<input type="checkbox"/>	<input type="checkbox"/>	<input type="checkbox"/>	<input type="checkbox"/>	<input type="checkbox"/>
Stability of property values	<input type="checkbox"/>	<input type="checkbox"/>	<input type="checkbox"/>	<input type="checkbox"/>	<input type="checkbox"/>	<input type="checkbox"/>	<input type="checkbox"/>	<input type="checkbox"/>	<input type="checkbox"/>	<input type="checkbox"/>	<input type="checkbox"/>
Strength of local economy	<input type="checkbox"/>	<input type="checkbox"/>	<input type="checkbox"/>	<input type="checkbox"/>	<input type="checkbox"/>	<input type="checkbox"/>	<input type="checkbox"/>	<input type="checkbox"/>	<input type="checkbox"/>	<input type="checkbox"/>	<input type="checkbox"/>
Access to health care services	<input type="checkbox"/>	<input type="checkbox"/>	<input type="checkbox"/>	<input type="checkbox"/>	<input type="checkbox"/>	<input type="checkbox"/>	<input type="checkbox"/>	<input type="checkbox"/>	<input type="checkbox"/>	<input type="checkbox"/>	<input type="checkbox"/>

13. How frequently do you use Troy's **parks and recreation** facilities and programs?

☐ Never
 ☐ Fewer than 6 times a year
 ☐ 6-12 times a year
 ☐ More than 12 times a year

14. Next, rate Troy's **local parks and recreation** facilities and programs on the following attributes:

	Poor= 1	2	3	4	5	6	7	8	9	Excellent = 10	Don't Know
Parks/facilities meet your needs	<input type="checkbox"/>	<input type="checkbox"/>	<input type="checkbox"/>	<input type="checkbox"/>	<input type="checkbox"/>	<input type="checkbox"/>	<input type="checkbox"/>	<input type="checkbox"/>	<input type="checkbox"/>	<input type="checkbox"/>	<input type="checkbox"/>
Parks/facility maintenance and cleanliness	<input type="checkbox"/>	<input type="checkbox"/>	<input type="checkbox"/>	<input type="checkbox"/>	<input type="checkbox"/>	<input type="checkbox"/>	<input type="checkbox"/>	<input type="checkbox"/>	<input type="checkbox"/>	<input type="checkbox"/>	<input type="checkbox"/>
Quality of recreational programs	<input type="checkbox"/>	<input type="checkbox"/>	<input type="checkbox"/>	<input type="checkbox"/>	<input type="checkbox"/>	<input type="checkbox"/>	<input type="checkbox"/>	<input type="checkbox"/>	<input type="checkbox"/>	<input type="checkbox"/>	<input type="checkbox"/>
Variety of recreational programs	<input type="checkbox"/>	<input type="checkbox"/>	<input type="checkbox"/>	<input type="checkbox"/>	<input type="checkbox"/>	<input type="checkbox"/>	<input type="checkbox"/>	<input type="checkbox"/>	<input type="checkbox"/>	<input type="checkbox"/>	<input type="checkbox"/>

15. How frequently do you use Troy's **local library**?

☐ Never
 ☐ Fewer than 6 times a year
 ☐ 6-12 times a year
 ☐ More than 12 times a year

16. Next, rate Troy's **local library** on the following attributes:

	Poor= 1	2	3	4	5	6	7	8	9	Excellent = 10	Don't Know
Hours of operation	<input type="checkbox"/>	<input type="checkbox"/>	<input type="checkbox"/>	<input type="checkbox"/>	<input type="checkbox"/>	<input type="checkbox"/>	<input type="checkbox"/>	<input type="checkbox"/>	<input type="checkbox"/>	<input type="checkbox"/>	<input type="checkbox"/>
Adequacy of resources to meet your needs	<input type="checkbox"/>	<input type="checkbox"/>	<input type="checkbox"/>	<input type="checkbox"/>	<input type="checkbox"/>	<input type="checkbox"/>	<input type="checkbox"/>	<input type="checkbox"/>	<input type="checkbox"/>	<input type="checkbox"/>	<input type="checkbox"/>
Quality of programming	<input type="checkbox"/>	<input type="checkbox"/>	<input type="checkbox"/>	<input type="checkbox"/>	<input type="checkbox"/>	<input type="checkbox"/>	<input type="checkbox"/>	<input type="checkbox"/>	<input type="checkbox"/>	<input type="checkbox"/>	<input type="checkbox"/>
Variety of programming	<input type="checkbox"/>	<input type="checkbox"/>	<input type="checkbox"/>	<input type="checkbox"/>	<input type="checkbox"/>	<input type="checkbox"/>	<input type="checkbox"/>	<input type="checkbox"/>	<input type="checkbox"/>	<input type="checkbox"/>	<input type="checkbox"/>

Overall

17. Consider your experiences in the last year with Troy. How satisfied are you? Use a 10-point scale, where 1 means **"Very Dissatisfied"** and 10 means **"Very Satisfied."**

Very Dissatisfied= 1
 ☐
 2 ☐
 3 ☐
 4 ☐
 5 ☐
 6 ☐
 7 ☐
 8 ☐
 9 ☐
 Very Satisfied= 10 ☐

18. Consider all of the expectations you have about Troy. Use a 10-point scale where 1 means **"Falls Short of Your Expectations"** and 10 means **"Exceeds Your Expectations."** To what extent has Troy fallen short of your expectations or exceeded your expectations?

Falls Short= 1
 ☐
 2 ☐
 3 ☐
 4 ☐
 5 ☐
 6 ☐
 7 ☐
 8 ☐
 9 ☐
 Exceeds= 10 ☐

19. Imagine an ideal community. How closely does Troy compare with that ideal? Please use a 10-point scale where 1 is **"Not Very Close to the Ideal"** and 10 is **"Very Close to the Ideal."**

Not Very Close= 1
 ☐
 2 ☐
 3 ☐
 4 ☐
 5 ☐
 6 ☐
 7 ☐
 8 ☐
 9 ☐
 Very Close= 10 ☐

20. On a scale where 1 means **"Not Likely"** and 10 means **"Very Likely,"** how likely are you to take the following actions:

	Not Likely= 1	2	3	4	5	6	7	8	9	Very Likely= 10
Recommend Troy as a place to live	<input type="checkbox"/>	<input type="checkbox"/>	<input type="checkbox"/>	<input type="checkbox"/>	<input type="checkbox"/>	<input type="checkbox"/>	<input type="checkbox"/>	<input type="checkbox"/>	<input type="checkbox"/>	<input type="checkbox"/>
Remain living here five years from now	<input type="checkbox"/>	<input type="checkbox"/>	<input type="checkbox"/>	<input type="checkbox"/>	<input type="checkbox"/>	<input type="checkbox"/>	<input type="checkbox"/>	<input type="checkbox"/>	<input type="checkbox"/>	<input type="checkbox"/>
Be a community volunteer	<input type="checkbox"/>	<input type="checkbox"/>	<input type="checkbox"/>	<input type="checkbox"/>	<input type="checkbox"/>	<input type="checkbox"/>	<input type="checkbox"/>	<input type="checkbox"/>	<input type="checkbox"/>	<input type="checkbox"/>
Encourage someone to start a business here	<input type="checkbox"/>	<input type="checkbox"/>	<input type="checkbox"/>	<input type="checkbox"/>	<input type="checkbox"/>	<input type="checkbox"/>	<input type="checkbox"/>	<input type="checkbox"/>	<input type="checkbox"/>	<input type="checkbox"/>
Support current local elected officials	<input type="checkbox"/>	<input type="checkbox"/>	<input type="checkbox"/>	<input type="checkbox"/>	<input type="checkbox"/>	<input type="checkbox"/>	<input type="checkbox"/>	<input type="checkbox"/>	<input type="checkbox"/>	<input type="checkbox"/>

21. On a scale where 1 is "**Strongly Disagree**" and 10 is "**Strongly Agree**," to what extent do you agree that Troy is:

	Strongly Disagree= 1	2	3	4	5	6	7	8	9	Strongly Agree= 10	Don't Know
A safe place to live	<input type="checkbox"/>	<input type="checkbox"/>	<input type="checkbox"/>	<input type="checkbox"/>	<input type="checkbox"/>	<input type="checkbox"/>	<input type="checkbox"/>	<input type="checkbox"/>	<input type="checkbox"/>	<input type="checkbox"/>	<input type="checkbox"/>
An enjoyable place for children	<input type="checkbox"/>	<input type="checkbox"/>	<input type="checkbox"/>	<input type="checkbox"/>	<input type="checkbox"/>	<input type="checkbox"/>	<input type="checkbox"/>	<input type="checkbox"/>	<input type="checkbox"/>	<input type="checkbox"/>	<input type="checkbox"/>
An enjoyable place for young adults (age 18-35)	<input type="checkbox"/>	<input type="checkbox"/>	<input type="checkbox"/>	<input type="checkbox"/>	<input type="checkbox"/>	<input type="checkbox"/>	<input type="checkbox"/>	<input type="checkbox"/>	<input type="checkbox"/>	<input type="checkbox"/>	<input type="checkbox"/>
An enjoyable place for senior citizens (age 65+)	<input type="checkbox"/>	<input type="checkbox"/>	<input type="checkbox"/>	<input type="checkbox"/>	<input type="checkbox"/>	<input type="checkbox"/>	<input type="checkbox"/>	<input type="checkbox"/>	<input type="checkbox"/>	<input type="checkbox"/>	<input type="checkbox"/>
An enjoyable place for people to visit	<input type="checkbox"/>	<input type="checkbox"/>	<input type="checkbox"/>	<input type="checkbox"/>	<input type="checkbox"/>	<input type="checkbox"/>	<input type="checkbox"/>	<input type="checkbox"/>	<input type="checkbox"/>	<input type="checkbox"/>	<input type="checkbox"/>
Physically attractive/great curb appeal	<input type="checkbox"/>	<input type="checkbox"/>	<input type="checkbox"/>	<input type="checkbox"/>	<input type="checkbox"/>	<input type="checkbox"/>	<input type="checkbox"/>	<input type="checkbox"/>	<input type="checkbox"/>	<input type="checkbox"/>	<input type="checkbox"/>
A great place for families	<input type="checkbox"/>	<input type="checkbox"/>	<input type="checkbox"/>	<input type="checkbox"/>	<input type="checkbox"/>	<input type="checkbox"/>	<input type="checkbox"/>	<input type="checkbox"/>	<input type="checkbox"/>	<input type="checkbox"/>	<input type="checkbox"/>
A great place to have a business	<input type="checkbox"/>	<input type="checkbox"/>	<input type="checkbox"/>	<input type="checkbox"/>	<input type="checkbox"/>	<input type="checkbox"/>	<input type="checkbox"/>	<input type="checkbox"/>	<input type="checkbox"/>	<input type="checkbox"/>	<input type="checkbox"/>
A city that is growing responsibly	<input type="checkbox"/>	<input type="checkbox"/>	<input type="checkbox"/>	<input type="checkbox"/>	<input type="checkbox"/>	<input type="checkbox"/>	<input type="checkbox"/>	<input type="checkbox"/>	<input type="checkbox"/>	<input type="checkbox"/>	<input type="checkbox"/>
A safe place to bike and walk	<input type="checkbox"/>	<input type="checkbox"/>	<input type="checkbox"/>	<input type="checkbox"/>	<input type="checkbox"/>	<input type="checkbox"/>	<input type="checkbox"/>	<input type="checkbox"/>	<input type="checkbox"/>	<input type="checkbox"/>	<input type="checkbox"/>
A safe place to bike and walk at night	<input type="checkbox"/>	<input type="checkbox"/>	<input type="checkbox"/>	<input type="checkbox"/>	<input type="checkbox"/>	<input type="checkbox"/>	<input type="checkbox"/>	<input type="checkbox"/>	<input type="checkbox"/>	<input type="checkbox"/>	<input type="checkbox"/>
A perfect community for me	<input type="checkbox"/>	<input type="checkbox"/>	<input type="checkbox"/>	<input type="checkbox"/>	<input type="checkbox"/>	<input type="checkbox"/>	<input type="checkbox"/>	<input type="checkbox"/>	<input type="checkbox"/>	<input type="checkbox"/>	<input type="checkbox"/>
A place that is inclusive and celebrates diversity	<input type="checkbox"/>	<input type="checkbox"/>	<input type="checkbox"/>	<input type="checkbox"/>	<input type="checkbox"/>	<input type="checkbox"/>	<input type="checkbox"/>	<input type="checkbox"/>	<input type="checkbox"/>	<input type="checkbox"/>	<input type="checkbox"/>

22. Briefly, what do you **like most** about the City of Troy?

23. Briefly, what do you **like least** about the City of Troy?

Budget and Planning

24. What is your satisfaction with the following City services and programs? Rate each using a scale from 1 to 10, where 1 means "**Low satisfaction**" and 10 means "**High satisfaction**." If you are not familiar with the service, mark "**Don't Know**."

	Low= 1	2	3	4	5	6	7	8	9	High= 10	Don't Know
Public Safety											
Ambulance services	<input type="checkbox"/>	<input type="checkbox"/>	<input type="checkbox"/>	<input type="checkbox"/>	<input type="checkbox"/>	<input type="checkbox"/>	<input type="checkbox"/>	<input type="checkbox"/>	<input type="checkbox"/>	<input type="checkbox"/>	<input type="checkbox"/>
Animal control	<input type="checkbox"/>	<input type="checkbox"/>	<input type="checkbox"/>	<input type="checkbox"/>	<input type="checkbox"/>	<input type="checkbox"/>	<input type="checkbox"/>	<input type="checkbox"/>	<input type="checkbox"/>	<input type="checkbox"/>	<input type="checkbox"/>
Building inspection	<input type="checkbox"/>	<input type="checkbox"/>	<input type="checkbox"/>	<input type="checkbox"/>	<input type="checkbox"/>	<input type="checkbox"/>	<input type="checkbox"/>	<input type="checkbox"/>	<input type="checkbox"/>	<input type="checkbox"/>	<input type="checkbox"/>
Code enforcement	<input type="checkbox"/>	<input type="checkbox"/>	<input type="checkbox"/>	<input type="checkbox"/>	<input type="checkbox"/>	<input type="checkbox"/>	<input type="checkbox"/>	<input type="checkbox"/>	<input type="checkbox"/>	<input type="checkbox"/>	<input type="checkbox"/>
Fire services	<input type="checkbox"/>	<input type="checkbox"/>	<input type="checkbox"/>	<input type="checkbox"/>	<input type="checkbox"/>	<input type="checkbox"/>	<input type="checkbox"/>	<input type="checkbox"/>	<input type="checkbox"/>	<input type="checkbox"/>	<input type="checkbox"/>
Police services	<input type="checkbox"/>	<input type="checkbox"/>	<input type="checkbox"/>	<input type="checkbox"/>	<input type="checkbox"/>	<input type="checkbox"/>	<input type="checkbox"/>	<input type="checkbox"/>	<input type="checkbox"/>	<input type="checkbox"/>	<input type="checkbox"/>
Parks and Recreation											
City parks (developed green spaces)	<input type="checkbox"/>	<input type="checkbox"/>	<input type="checkbox"/>	<input type="checkbox"/>	<input type="checkbox"/>	<input type="checkbox"/>	<input type="checkbox"/>	<input type="checkbox"/>	<input type="checkbox"/>	<input type="checkbox"/>	<input type="checkbox"/>
Daisy Knight Dog Park	<input type="checkbox"/>	<input type="checkbox"/>	<input type="checkbox"/>	<input type="checkbox"/>	<input type="checkbox"/>	<input type="checkbox"/>	<input type="checkbox"/>	<input type="checkbox"/>	<input type="checkbox"/>	<input type="checkbox"/>	<input type="checkbox"/>
Green space (undeveloped spaces)	<input type="checkbox"/>	<input type="checkbox"/>	<input type="checkbox"/>	<input type="checkbox"/>	<input type="checkbox"/>	<input type="checkbox"/>	<input type="checkbox"/>	<input type="checkbox"/>	<input type="checkbox"/>	<input type="checkbox"/>	<input type="checkbox"/>
Recreation programs	<input type="checkbox"/>	<input type="checkbox"/>	<input type="checkbox"/>	<input type="checkbox"/>	<input type="checkbox"/>	<input type="checkbox"/>	<input type="checkbox"/>	<input type="checkbox"/>	<input type="checkbox"/>	<input type="checkbox"/>	<input type="checkbox"/>
Sanctuary Lake Golf Course	<input type="checkbox"/>	<input type="checkbox"/>	<input type="checkbox"/>	<input type="checkbox"/>	<input type="checkbox"/>	<input type="checkbox"/>	<input type="checkbox"/>	<input type="checkbox"/>	<input type="checkbox"/>	<input type="checkbox"/>	<input type="checkbox"/>
Sylvan Glen Golf Course	<input type="checkbox"/>	<input type="checkbox"/>	<input type="checkbox"/>	<input type="checkbox"/>	<input type="checkbox"/>	<input type="checkbox"/>	<input type="checkbox"/>	<input type="checkbox"/>	<input type="checkbox"/>	<input type="checkbox"/>	<input type="checkbox"/>
Trails and pathways	<input type="checkbox"/>	<input type="checkbox"/>	<input type="checkbox"/>	<input type="checkbox"/>	<input type="checkbox"/>	<input type="checkbox"/>	<input type="checkbox"/>	<input type="checkbox"/>	<input type="checkbox"/>	<input type="checkbox"/>	<input type="checkbox"/>
Troy Family Aquatic Center	<input type="checkbox"/>	<input type="checkbox"/>	<input type="checkbox"/>	<input type="checkbox"/>	<input type="checkbox"/>	<input type="checkbox"/>	<input type="checkbox"/>	<input type="checkbox"/>	<input type="checkbox"/>	<input type="checkbox"/>	<input type="checkbox"/>

	Low= 1	2	3	4	5	6	7	8	9	High= 10	Don't Know
Other City Services											
Billing and payments	<input type="checkbox"/>	<input type="checkbox"/>	<input type="checkbox"/>	<input type="checkbox"/>	<input type="checkbox"/>	<input type="checkbox"/>	<input type="checkbox"/>	<input type="checkbox"/>	<input type="checkbox"/>	<input type="checkbox"/>	<input type="checkbox"/>
Customer service at City Hall	<input type="checkbox"/>	<input type="checkbox"/>	<input type="checkbox"/>	<input type="checkbox"/>	<input type="checkbox"/>	<input type="checkbox"/>	<input type="checkbox"/>	<input type="checkbox"/>	<input type="checkbox"/>	<input type="checkbox"/>	<input type="checkbox"/>
Curbside recycling and garbage collection	<input type="checkbox"/>	<input type="checkbox"/>	<input type="checkbox"/>	<input type="checkbox"/>	<input type="checkbox"/>	<input type="checkbox"/>	<input type="checkbox"/>	<input type="checkbox"/>	<input type="checkbox"/>	<input type="checkbox"/>	<input type="checkbox"/>
Election and voting process	<input type="checkbox"/>	<input type="checkbox"/>	<input type="checkbox"/>	<input type="checkbox"/>	<input type="checkbox"/>	<input type="checkbox"/>	<input type="checkbox"/>	<input type="checkbox"/>	<input type="checkbox"/>	<input type="checkbox"/>	<input type="checkbox"/>
Farmers' market	<input type="checkbox"/>	<input type="checkbox"/>	<input type="checkbox"/>	<input type="checkbox"/>	<input type="checkbox"/>	<input type="checkbox"/>	<input type="checkbox"/>	<input type="checkbox"/>	<input type="checkbox"/>	<input type="checkbox"/>	<input type="checkbox"/>
Library services	<input type="checkbox"/>	<input type="checkbox"/>	<input type="checkbox"/>	<input type="checkbox"/>	<input type="checkbox"/>	<input type="checkbox"/>	<input type="checkbox"/>	<input type="checkbox"/>	<input type="checkbox"/>	<input type="checkbox"/>	<input type="checkbox"/>
Condition of local streets	<input type="checkbox"/>	<input type="checkbox"/>	<input type="checkbox"/>	<input type="checkbox"/>	<input type="checkbox"/>	<input type="checkbox"/>	<input type="checkbox"/>	<input type="checkbox"/>	<input type="checkbox"/>	<input type="checkbox"/>	<input type="checkbox"/>
Tree maintenance/replacement	<input type="checkbox"/>	<input type="checkbox"/>	<input type="checkbox"/>	<input type="checkbox"/>	<input type="checkbox"/>	<input type="checkbox"/>	<input type="checkbox"/>	<input type="checkbox"/>	<input type="checkbox"/>	<input type="checkbox"/>	<input type="checkbox"/>
Water and sewer services	<input type="checkbox"/>	<input type="checkbox"/>	<input type="checkbox"/>	<input type="checkbox"/>	<input type="checkbox"/>	<input type="checkbox"/>	<input type="checkbox"/>	<input type="checkbox"/>	<input type="checkbox"/>	<input type="checkbox"/>	<input type="checkbox"/>
Troy Community Center	<input type="checkbox"/>	<input type="checkbox"/>	<input type="checkbox"/>	<input type="checkbox"/>	<input type="checkbox"/>	<input type="checkbox"/>	<input type="checkbox"/>	<input type="checkbox"/>	<input type="checkbox"/>	<input type="checkbox"/>	<input type="checkbox"/>

25. Which seven services/programs below are the most important to prioritize in future City budgets? (Mark up to 7.)

- | | | | |
|--|---|--|---|
| <input type="checkbox"/> Ambulance services | <input type="checkbox"/> City parks | <input type="checkbox"/> Trails and pathways | <input type="checkbox"/> Farmers' market |
| <input type="checkbox"/> Animal control | <input type="checkbox"/> Daisy Knight Dog Park | <input type="checkbox"/> Troy Family Aquatic Center | <input type="checkbox"/> Library services |
| <input type="checkbox"/> Building inspection | <input type="checkbox"/> Green space | <input type="checkbox"/> Billing and payments | <input type="checkbox"/> Condition of streets |
| <input type="checkbox"/> Code enforcement | <input type="checkbox"/> Recreation programs | <input type="checkbox"/> Customer service at City Hall | <input type="checkbox"/> Tree maintenance/replacement |
| <input type="checkbox"/> Fire services | <input type="checkbox"/> Sanctuary Lake Golf Course | <input type="checkbox"/> Curbside recycling and garbage collection | <input type="checkbox"/> Water and sewer services |
| <input type="checkbox"/> Police services | <input type="checkbox"/> Sylvan Glen Golf Course | <input type="checkbox"/> Elections and voting | <input type="checkbox"/> Troy Community Center |

26. Residents have shared a number of ideas regarding potential improvements or future services, programs and amenities. Which of the following would you like to see added or enhanced in the future? (Mark up to 7.)

- | | | | |
|--|---|--|--|
| <input type="checkbox"/> Aquatic center | <input type="checkbox"/> Indoor athletic/recreational space | <input type="checkbox"/> Outdoor event/performance space | <input type="checkbox"/> Recreation programs |
| <input type="checkbox"/> Community center | <input type="checkbox"/> Landscaping in medians | <input type="checkbox"/> Park restrooms | <input type="checkbox"/> Sidewalks |
| <input type="checkbox"/> Disc golf courses | <input type="checkbox"/> New gateway signage | <input type="checkbox"/> Park shelters | <input type="checkbox"/> Street maintenance |
| <input type="checkbox"/> Dog parks | <input type="checkbox"/> New library building | <input type="checkbox"/> Playgrounds, indoor | <input type="checkbox"/> Walking/biking trails |
| <input type="checkbox"/> Farmers'/artisan market | <input type="checkbox"/> Outdoor athletic fields/courts | <input type="checkbox"/> Playgrounds, outdoor | <input type="checkbox"/> Other (note below) |

27. Which types of athletic spaces below would you like to see added or enhanced in the future? (Mark up to 5.)

- | | | | |
|--|---|--|--|
| <input type="checkbox"/> Baseball | <input type="checkbox"/> Flexible multi-sport space | <input type="checkbox"/> Swimming | <input type="checkbox"/> Winter sports (skating, sledding, skiing, etc.) |
| <input type="checkbox"/> Basketball | <input type="checkbox"/> Handball/racquetball | <input type="checkbox"/> Tennis | <input type="checkbox"/> Other (note below) |
| <input type="checkbox"/> Cricket | <input type="checkbox"/> Pickleball | <input type="checkbox"/> Volleyball | |
| <input type="checkbox"/> Fitness class space | <input type="checkbox"/> Soccer | <input type="checkbox"/> Strength training | |

28. Would you be willing to fund the improvements you selected in the two questions above? What level of additional funding do you believe is reasonable if the ideas you selected above were implemented?

- | | | | |
|---|---|--|--|
| <input type="checkbox"/> \$0 - I do not support additional funding for the improvements noted above | <input type="checkbox"/> \$5-\$10 per month | <input type="checkbox"/> \$11-\$20 per month | <input type="checkbox"/> More than \$20 per month if the ideas were implemented with very high quality |
|---|---|--|--|

29. Which types of businesses or services would you like to see more of in the City of Troy?

Communication Preference

30. Where do you go most often for local news? (Mark all that apply.)

- ☐ TV stations
 ☐ Newspapers
 ☐ Family/friends/colleagues
 ☐ None of these
☐ Radio stations
 ☐ Internet
 ☐ Social media

31. How do you prefer to receive information from the City (events, programs, updates, etc.)? (Mark all that apply.)

- ☐ Newspaper
 ☐ Print newsletter
 ☐ MITroy App
 ☐ Text message
☐ Email
 ☐ Online newsletter
 ☐ Troy YouTube channel
 ☐ Troy Today
☐ City website
 ☐ Facebook/social media
 ☐ Phone voice message
 ☐ WTRY Government Access
☐ Electronic newsletter
 ☐ U.S. mail

32. Which social media do you use? (Mark all that apply.)

- ☐ Facebook
 ☐ Instagram
 ☐ NextDoor
☐ Twitter
 ☐ Snapchat
 ☐ Other (note below)
☐ YouTube
 ☐ LinkedIn
 ☐ None

33. Which TV stations do you use for local news? (Mark all that apply.)

- ☐ WDIV Channel 4
 ☐ Fox Channel 2
 ☐ Other (note below)
☐ WXYZ Channel 7
 ☐ PBS
 ☐ None

34. Which newspapers (print or online) or blogs do you use for local news?

- ☐ The Free Press
 ☐ Oakland County Times
 ☐ MLive
 ☐ None
☐ The Detroit News
 ☐ Troy Times
 ☐ Troy Today
☐ The Oakland Press
 ☐ Troy-Somerset Gazette
 ☐ Other (note below)

35. Other: Which additional sources do you use?

The following questions are for analysis only and will not be used in any way to identify you.

How long have you been living in Troy?

- ☐ One year or less
 ☐ 1-5 years
 ☐ 6-10 years
 ☐ More than 10 years

Do you own or rent/lease your residence?

- ☐ Own
 ☐ Rent/Lease

Is your place of employment located in Troy?

- ☐ Yes
 ☐ No, a different community
 ☐ I am not currently employed
 ☐ I am retired

What is your age group?

- ☐ 18 to 24
 ☐ 25 to 34
 ☐ 35 to 44
 ☐ 45 to 54
 ☐ 55 to 64
 ☐ 65 or over

Which of the following categories best describes your level of education?

- ☐ Some high school or less
 ☐ High school graduate
 ☐ Some college
 ☐ College graduate
 ☐ Graduate degree(s)

Which of the following categories includes your total household income last year?

- ☐ \$25,000 or less
 ☐ \$25,001 to \$50,000
 ☐ \$50,001 to \$100,000
 ☐ Over \$100,000

Please indicate your marital status:

- ☐ Single
 ☐ Married/living with partner
 ☐ Widowed/separated/divorced

Mark the boxes that describe the people living in your house (other than yourself). Check all that apply.

- ☐ Child(ren) age 12 or under
 ☐ Spouse/partner
 ☐ Dependent parent age 65 or older
 ☐ None of these
☐ Child(ren) over age 12
 ☐ Roommate

What is your gender?

- ☐ Male
 ☐ Female
 ☐ Other

To which group do you consider yourself to belong? Check all that apply.

- ☐ Asian
 ☐ Black/African American
 ☐ American Indian/Alaska Native/Native Hawaiian
 ☐ Other
☐ White/Caucasian
 ☐ Hispanic/Latinx

In which ZIP Code do you live?

- ☐ 48083
 ☐ 48084
 ☐ 48085
 ☐ 48098

Thank you for your time. Please return this assessment in the postage-paid envelope provided.

City of Troy Resident Study

March 2021





Background on Cobalt Community Research

- 501c3 not for profit research coalition
- Mission to provide research and education
- Developed to meet the research needs of schools, local governments and nonprofit organizations



Measuring where you are: Why research matters

- Understanding community values and priorities helps you plan and communicate more effectively about City decisions
- Understanding community perception helps you improve and promote the services and programs provided by the City
- Community engagement improves support for difficult decisions
- Reliable data on community priorities aids in balancing demands of vocal groups with the reality of limited resources
- Bottom line outcome measurement of service and trust: quality administration requires quality measurement and reporting





Study goals

- Support budget and strategic planning decisions with additional community engagement
- Ensure baseline service measures are monitored to support improvements and transparency
- Identify which aspects of community provide the greatest leverage on residents' overall satisfaction and outcomes such as remaining in the community and recommending the community to others
- Understand results in context by benchmarking performance against statewide, regional and national indices that also measure industries and major organizations across the United States
- Ensure the voices of various demographic groups are heard and appreciated



Bottom line

- The City outperformed most of the national, regional, and state benchmarks
- Areas most strongly linked with community satisfaction and engagement:
 - Local government management
 - Police services
 - Taxes
 - Schools
 - Parks and recreation
- Top budget priorities: Police services, fire services, parks, and street conditions
- Top potential future services or amenities: Walking/biking trails, street maintenance, farmers' market, winter sports area
- About 66% of respondents are willing to provide additional funding for the options they selected
- Major themes from comments: More walkable, a walkable downtown, preserve green space, more small, independent restaurants and shops

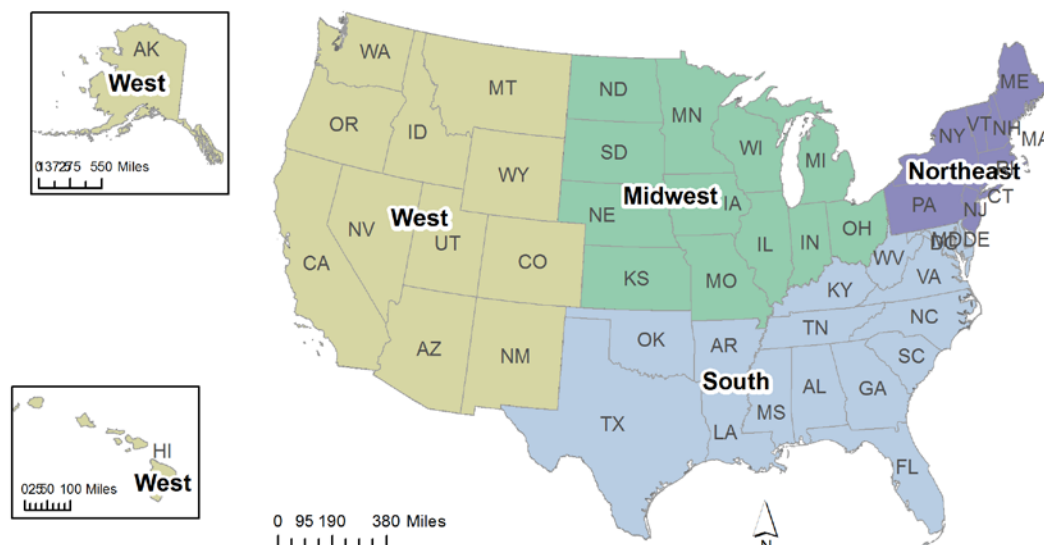


Methodology

- Random sample of 2000 residents drawn from voters in the most recent gubernatorial election
- Utilized www.random.org, a well-respected utility used internationally by many universities and researchers to generate true random numbers
- Conducted using two mailings in January-February 2021. Residents had the option to respond online with unique ID number
- Valid response from approximately 492 residents, providing +/- 4.4 percent margin of error with a confidence level of 95%
 - **Note:** National surveys with a margin of error +/- 5% require a sample of 384 responses to reflect a population of 330,000,000
- Also received surveys from approximately 255 people who were not part of the sample, bringing total response to 747.
 - **Note:** Non-sample responses were not included in the summary data provided, but are included as a row in the crosstabs for comparison
- Results weighted by age to match voter age distribution; details on respondent pattern are available in the crosstabs

Available Tools

- Comparison scores with local governments in Michigan, the Midwest and across the nation
- Comparison scores with non-local government comparables (industries, companies, federal agencies)
- Detailed questions and responses broken by demographic group and “thermal mapped,” so lower scores are red and higher scores are blue



Preserving Voice: Looking Into Detail

2021 Troy, Michigan Rating Questions Response Count 492		Economy							
		Economy Overall	Cost of living	Quality of jobs	Affordability of housing	Availability of jobs	Stability of property values	Strength of local economy	Access to health care services
Overall		74	67	76	60	71	80	80	87
Residency	One year or less*	84	80	83	73	92	90	87	83
	1-5 years	69	59	66	46	68	82	78	87
	6-10 years	73	63	74	56	69	76	81	90
	More than 10 years	75	68	77	62	72	80	79	87
Own or Rent	Own	76	69	77	62	72	80	80	89
	Rent/Lease*	67	49	68	40	72	82	77	80
Employment in the City	Yes	75	67	77	59	72	80	81	88
	No, a different community	74	68	74	61	71	79	78	87
	I am not currently employed*	63	48	62	41	64	73	69	81
	I am retired	80	76	82	69	77	84	84	90

Consistent Scores
Regardless of
Demographics

Checked Scores
that Vary by
Demographics

Results





1. **School** – Good schools; excellent schools; quality programs
2. **Safe** – A safe place to live; well protected, safe place for family
3. **Diverse** – Diverse culture and neighborhoods; diverse cultures





Scores in Context

Cobalt Community Research Government Benchmarks	U.S. Benchmark	Midwest Benchmark (25k-100k)	MI Benchmark (25k-100k)	2021 Troy
Scale 0-100 (Perfect=100)	Overall	Overall	Overall	Overall
Local Government Satisfaction	62	66	59	72
Community Satisfaction	61	68	61	73
Professionalism of Staff	65	64	62	81
County Government Satisfaction	59	59	57	-
State Government Satisfaction	56	57	51	-
Federal Government Satisfaction	68	-	-	-
ACSI National Index Overall (includes private)	75	-	-	-



Outcome Behaviors to Benchmarks

(High score = 100)





1. **Space** – Using too much green space; too much space covered in concrete
2. **Downtown** – Lack of a downtown area; no downtown area for festivals events
3. **Road** – Too many people on the roads; too much congestion; pedestrian crossings of roads unsafe; road repair





Community Questions – Long-term Drivers

Perceived Performance

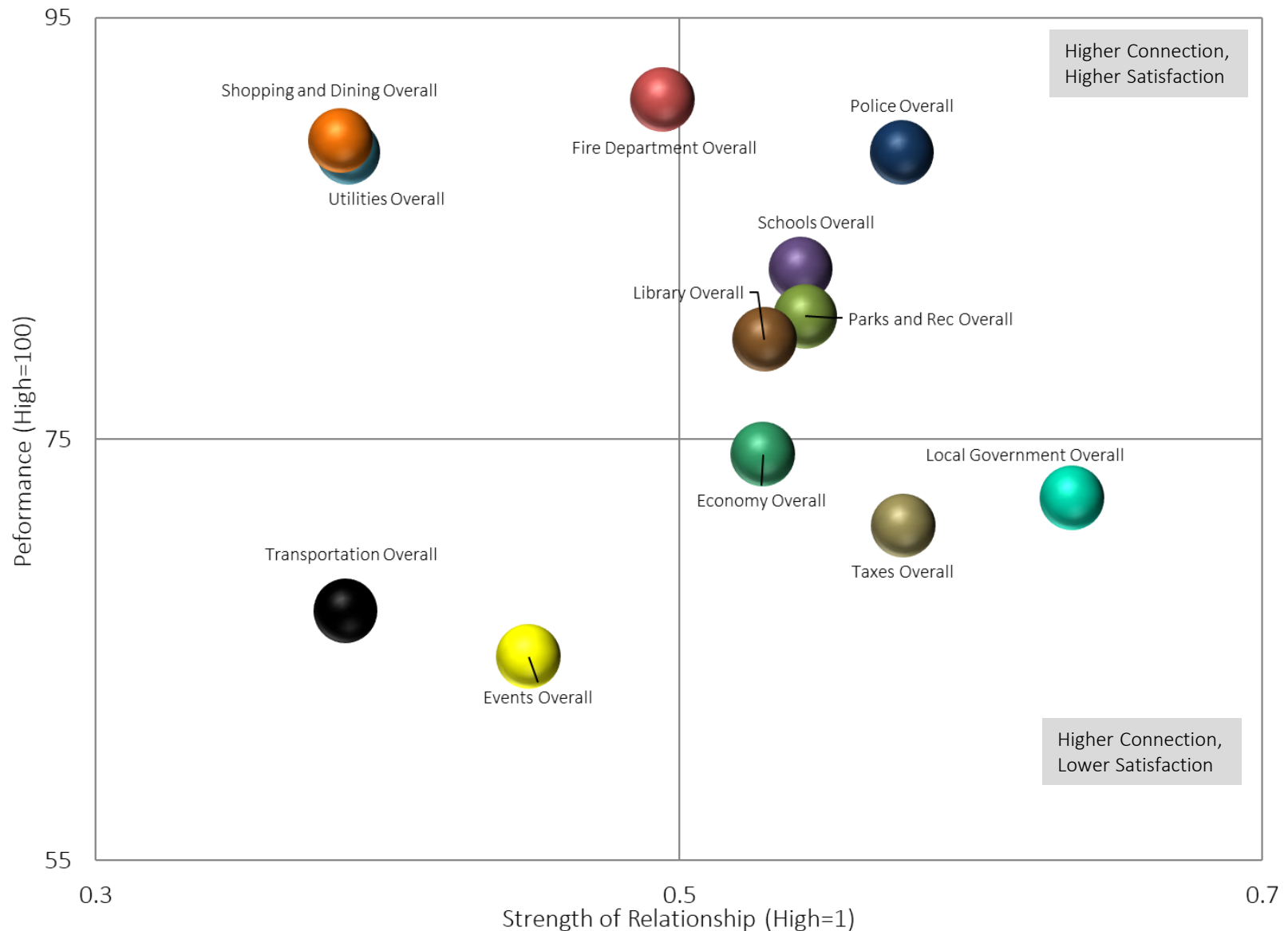
High scoring areas that do not currently have a strong relationship to engagement relative to the other areas.	Areas where the organization received high scores and that have a strong relationship to engagement. Strengths to build on.
Lower scoring areas relative to the other areas with low relationship to engagement.	Areas where the organization received lower scores and that have a strong relationship to engagement. Weaknesses to improve.

Strength of Relationship



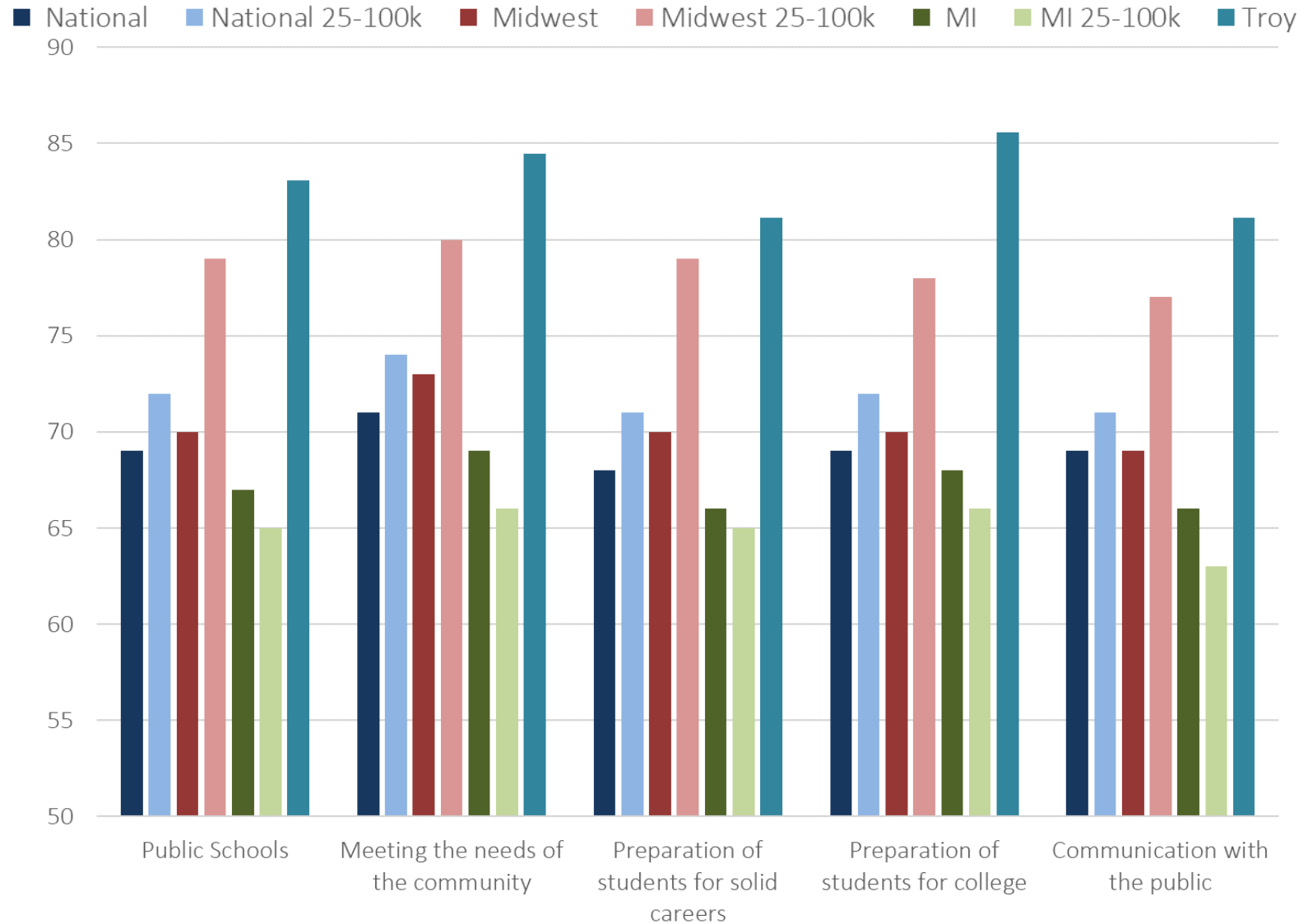
Drivers of Satisfaction and Behavior:

Strategic Priorities





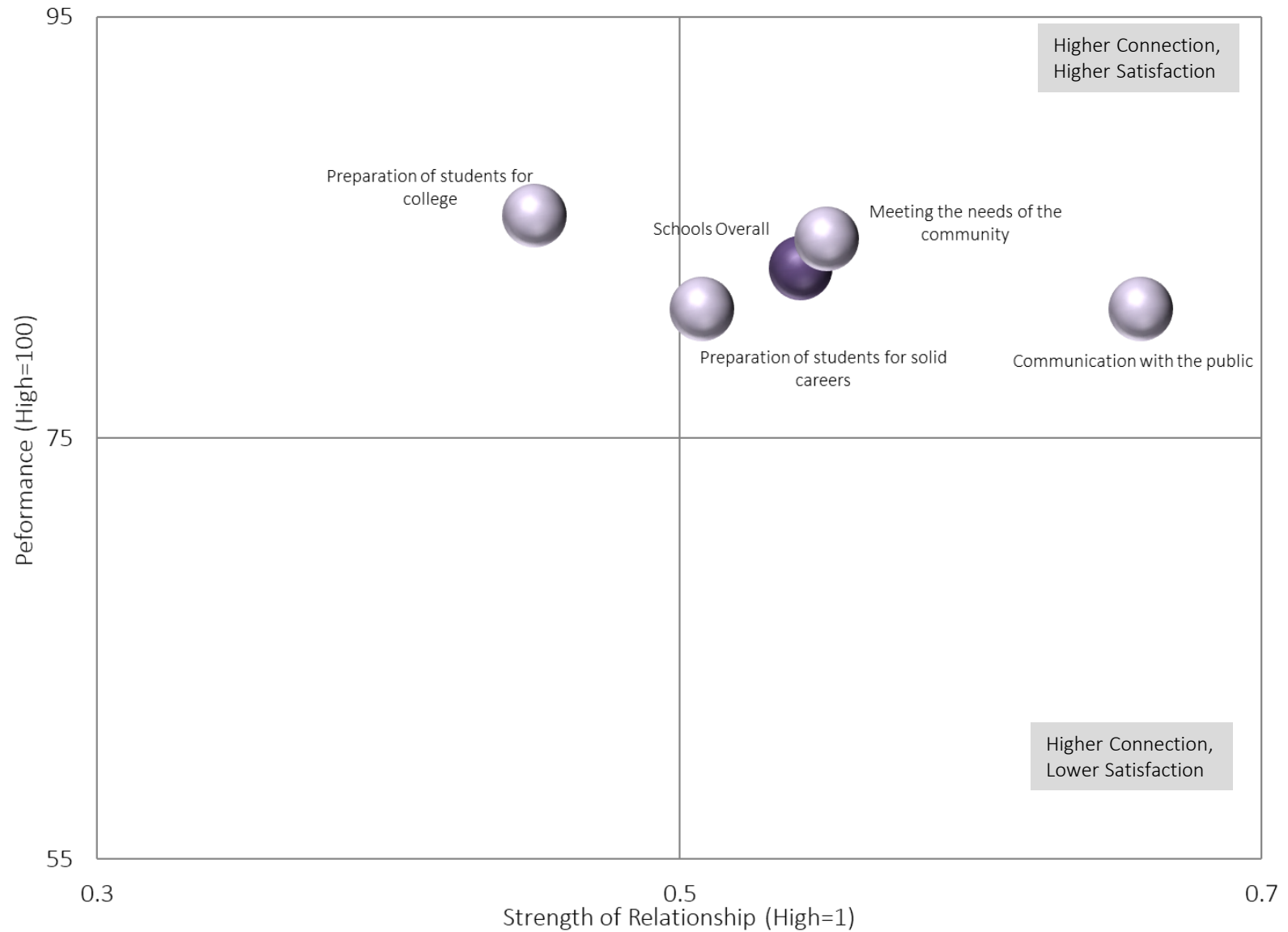
Drivers of Satisfaction and Behavior: Schools



Driver

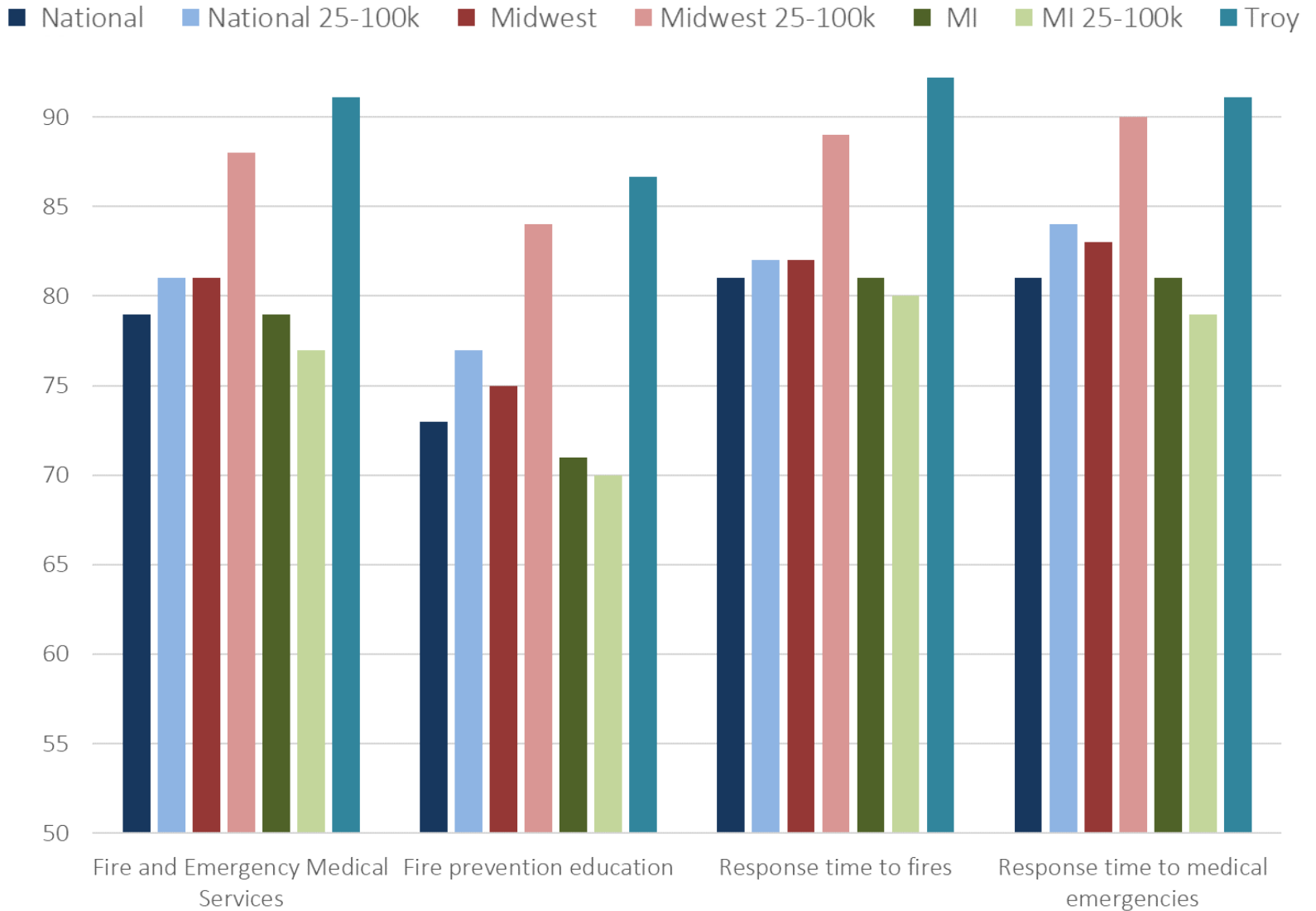


Drivers of Satisfaction and Behavior: Schools



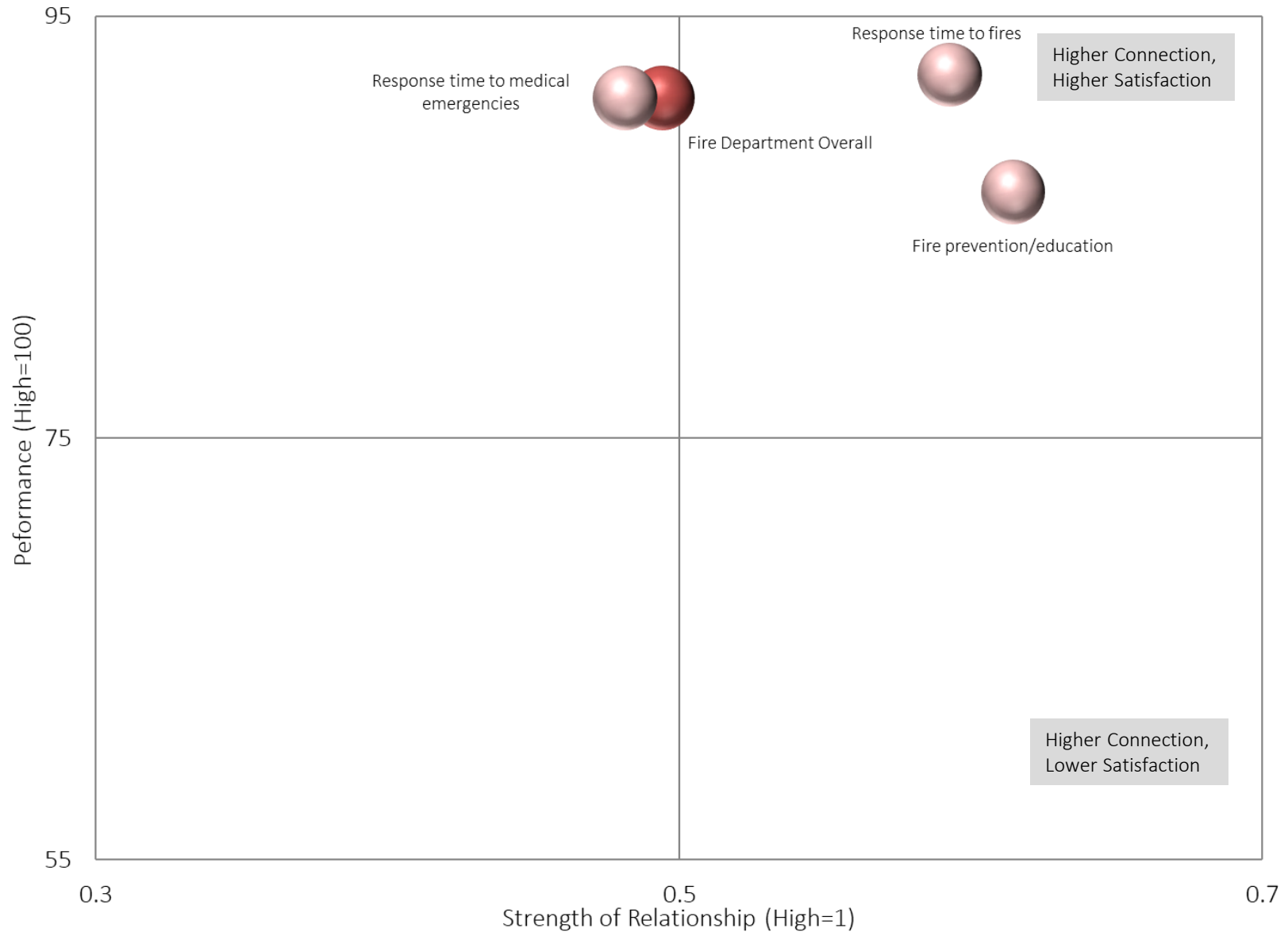


Drivers of Satisfaction and Behavior: Fire/EMS





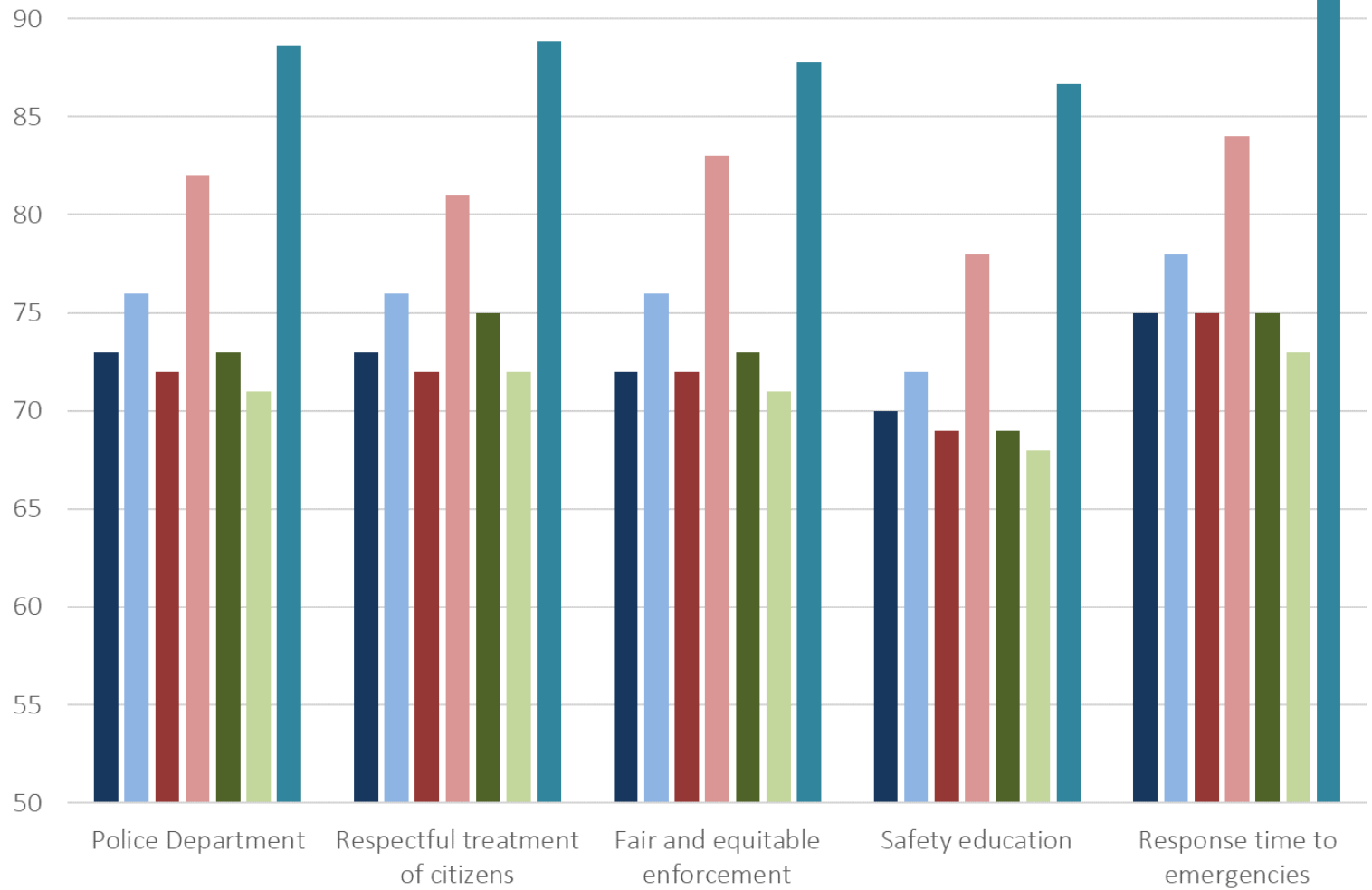
Drivers of Satisfaction and Behavior: Fire/EMS





Drivers of Satisfaction and Behavior: Police

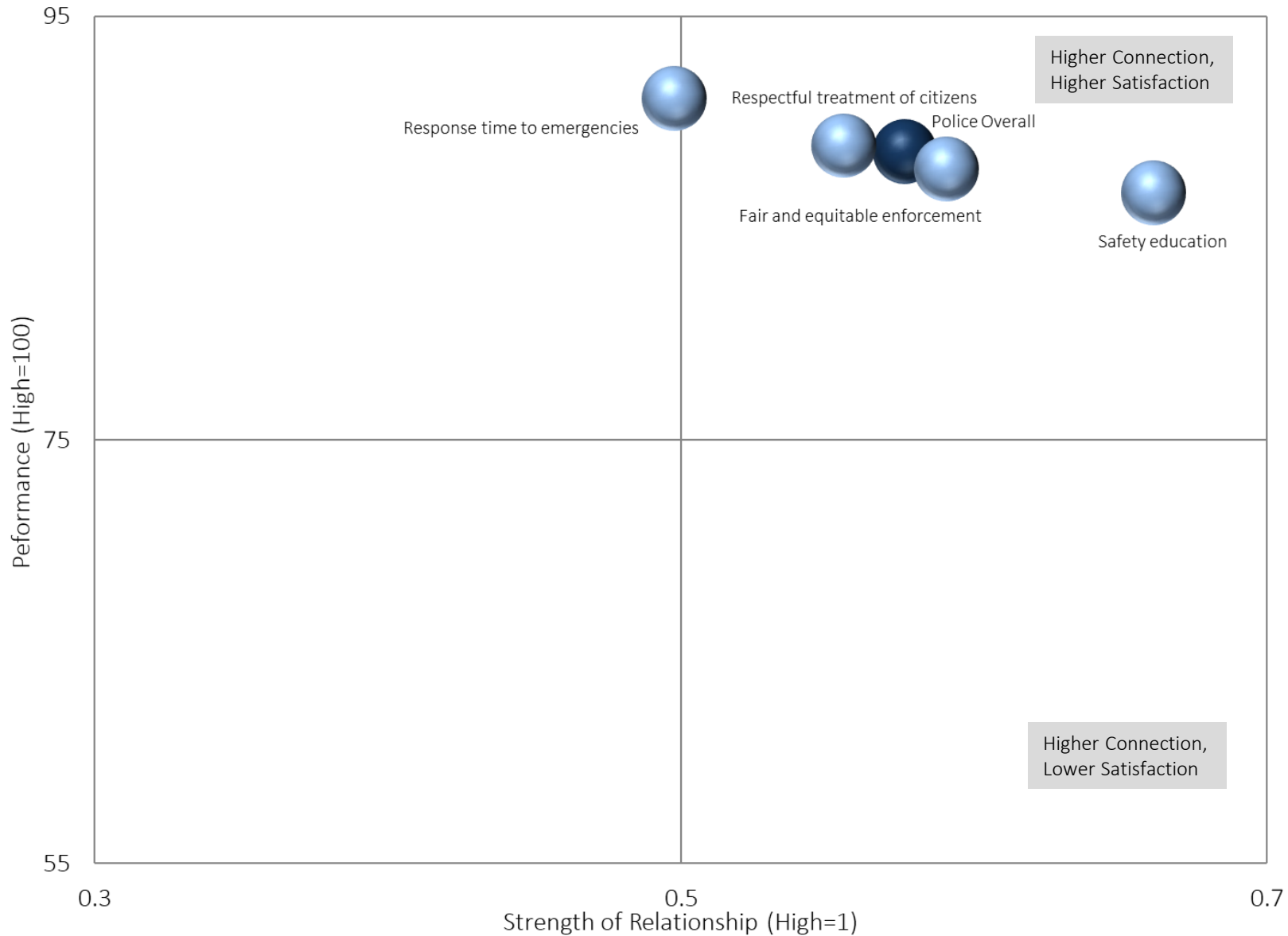
■ National ■ National 25-100k ■ Midwest ■ Midwest 25-100k ■ MI ■ MI 25-100k ■ Troy



Driver

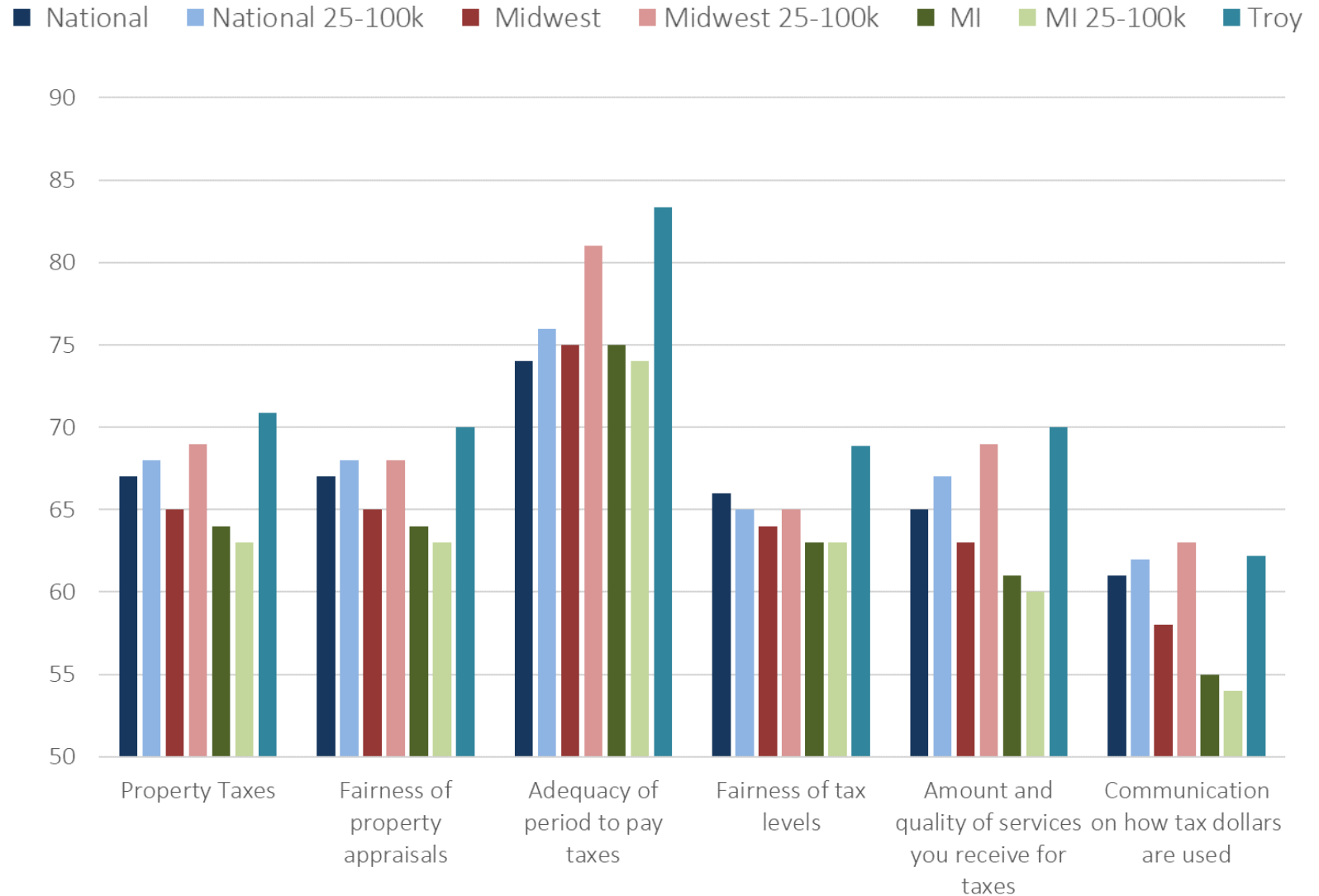


Drivers of Satisfaction and Behavior: Police





Drivers of Satisfaction and Behavior: Taxes

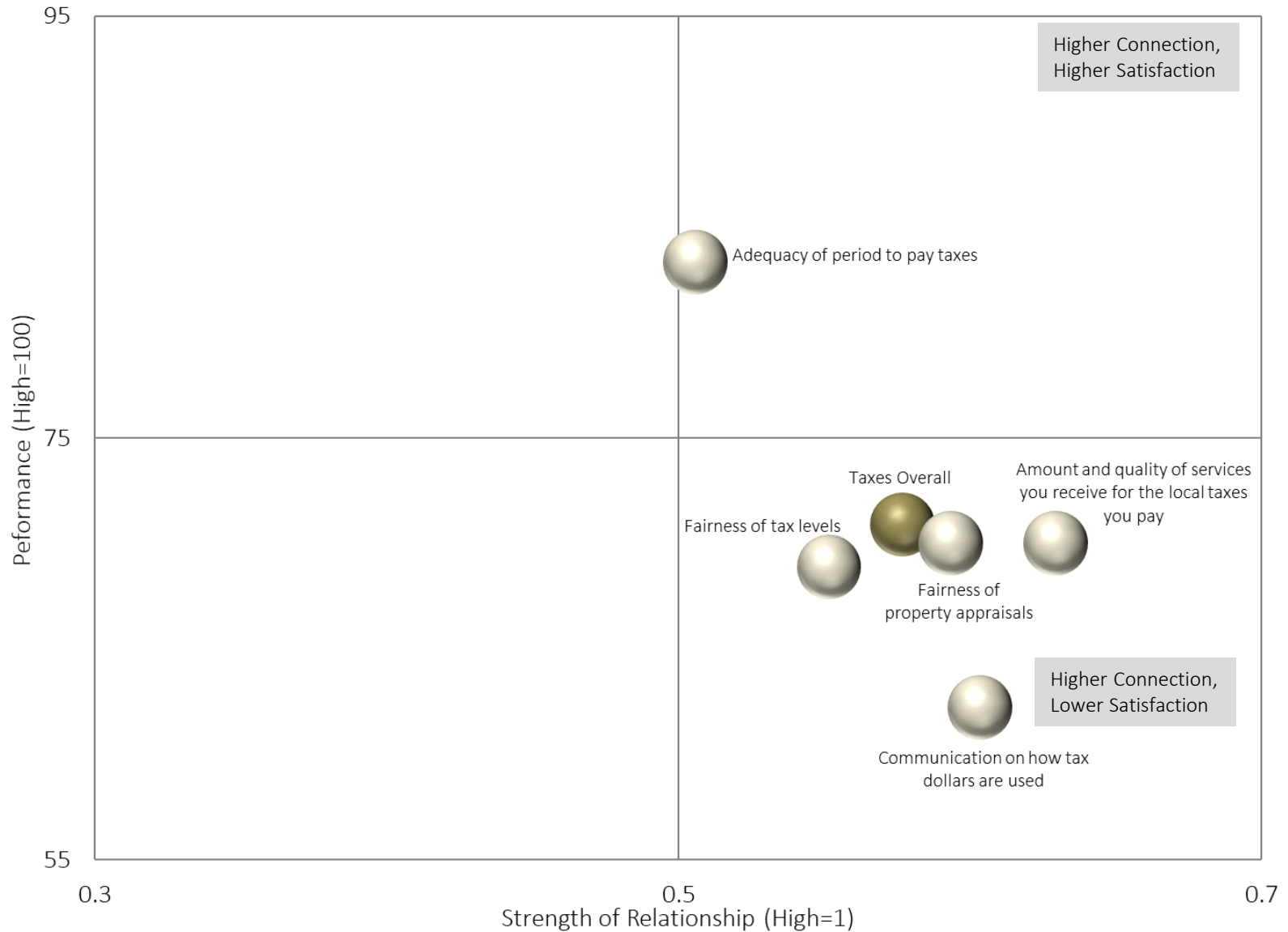


Driver



Drivers of Satisfaction and Behavior:

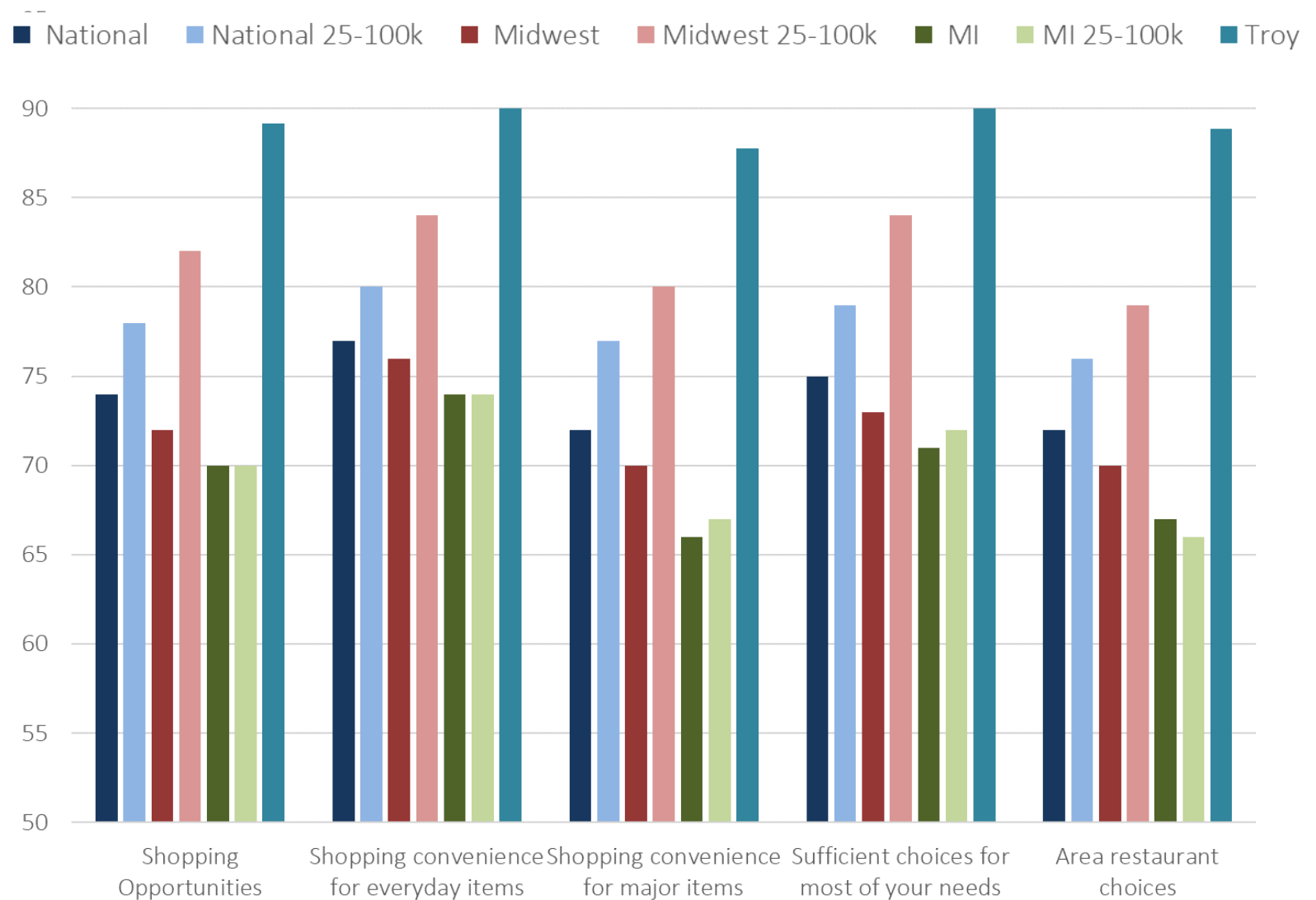
Taxes





Drivers of Satisfaction and Behavior:

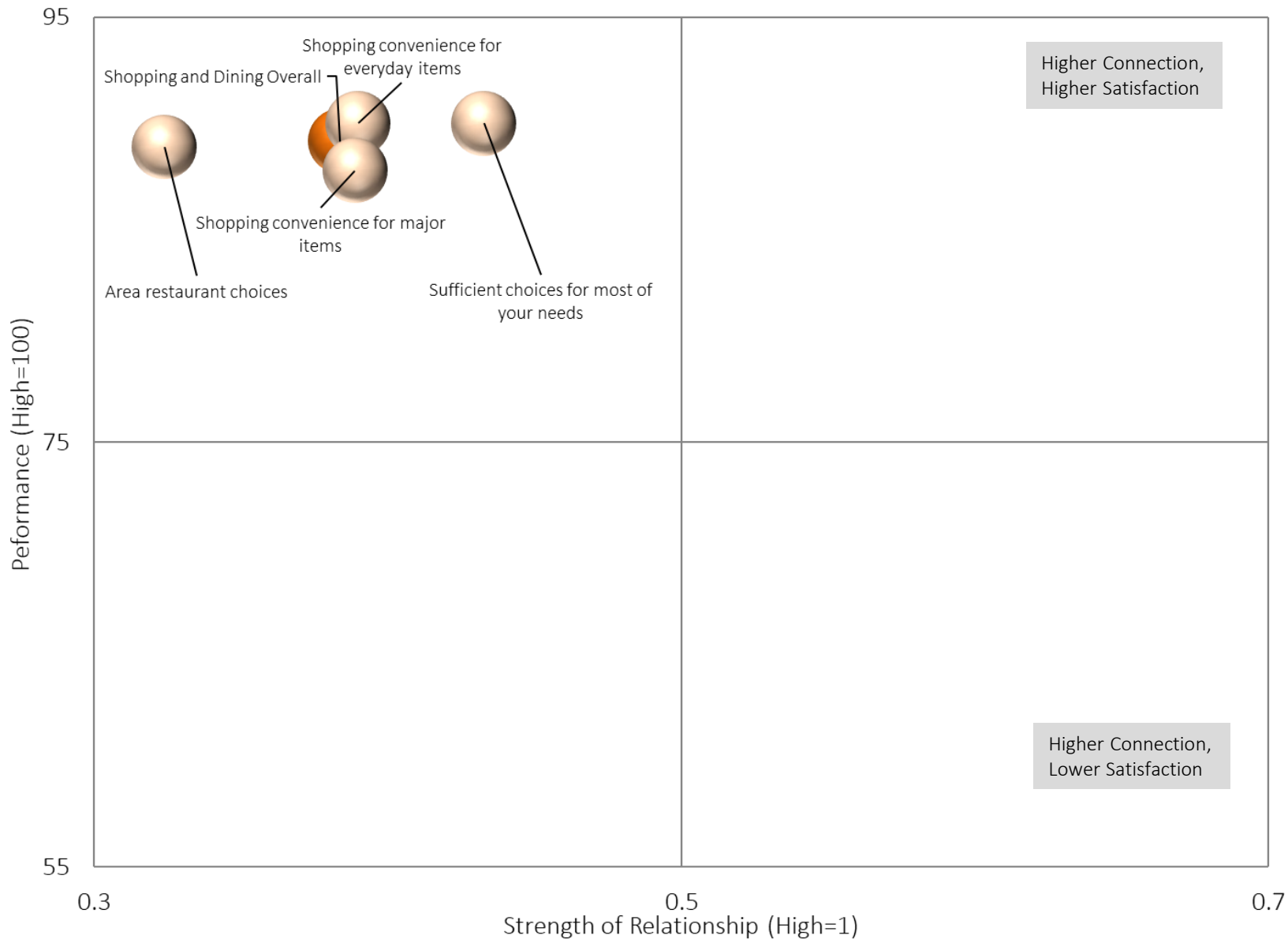
Shopping/Dining





Drivers of Satisfaction and Behavior:

Shopping/Dining



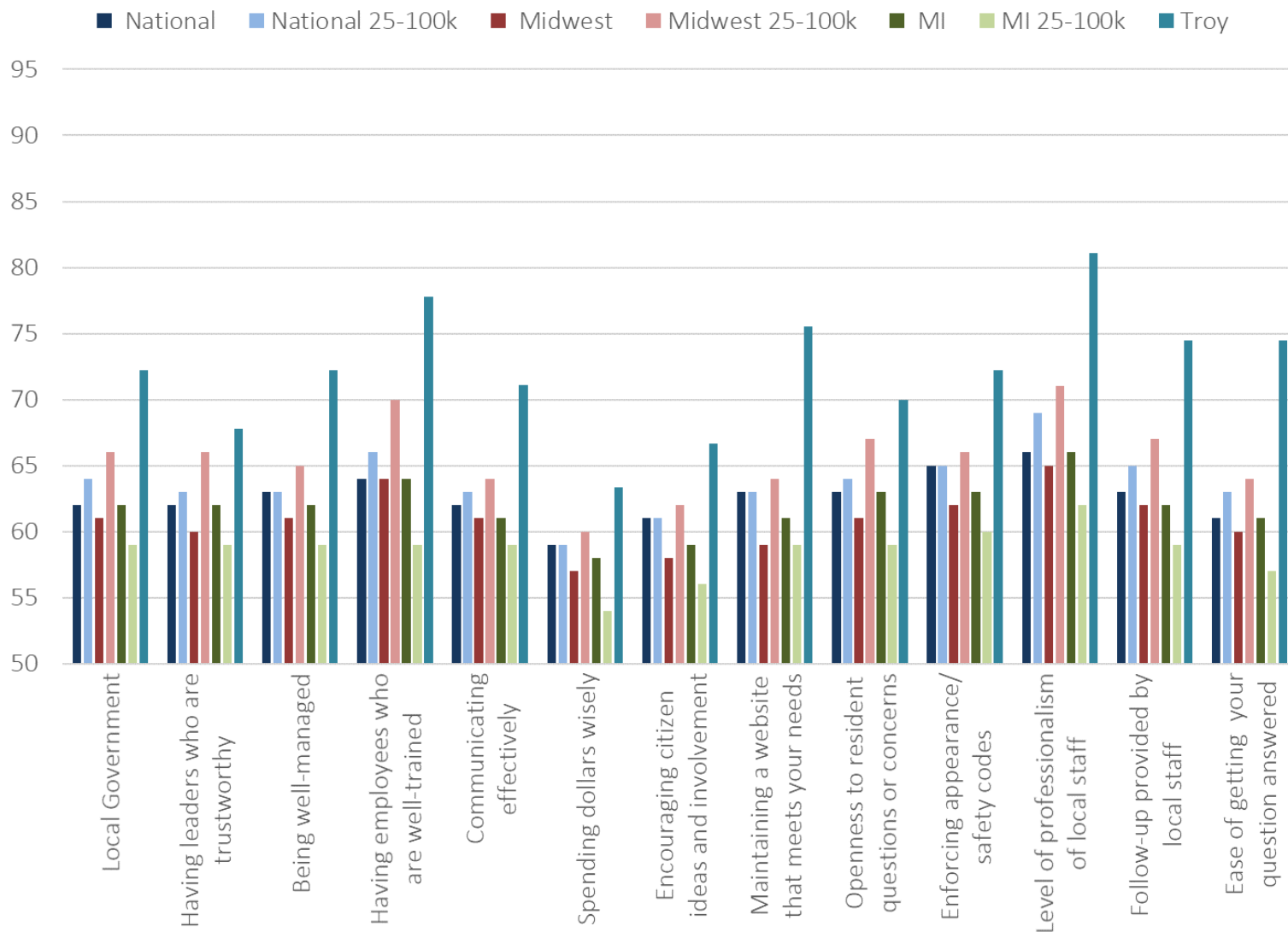


1. **Restaurant** – Affordable restaurants; family restaurants; fewer chains; more diverse options
2. **Business** – Less big business development; more small, independent businesses; downtown business area
3. **Space** – More community and collaboration space; more green space; more gathering spaces





Drivers of Satisfaction and Behavior: Local Government Management

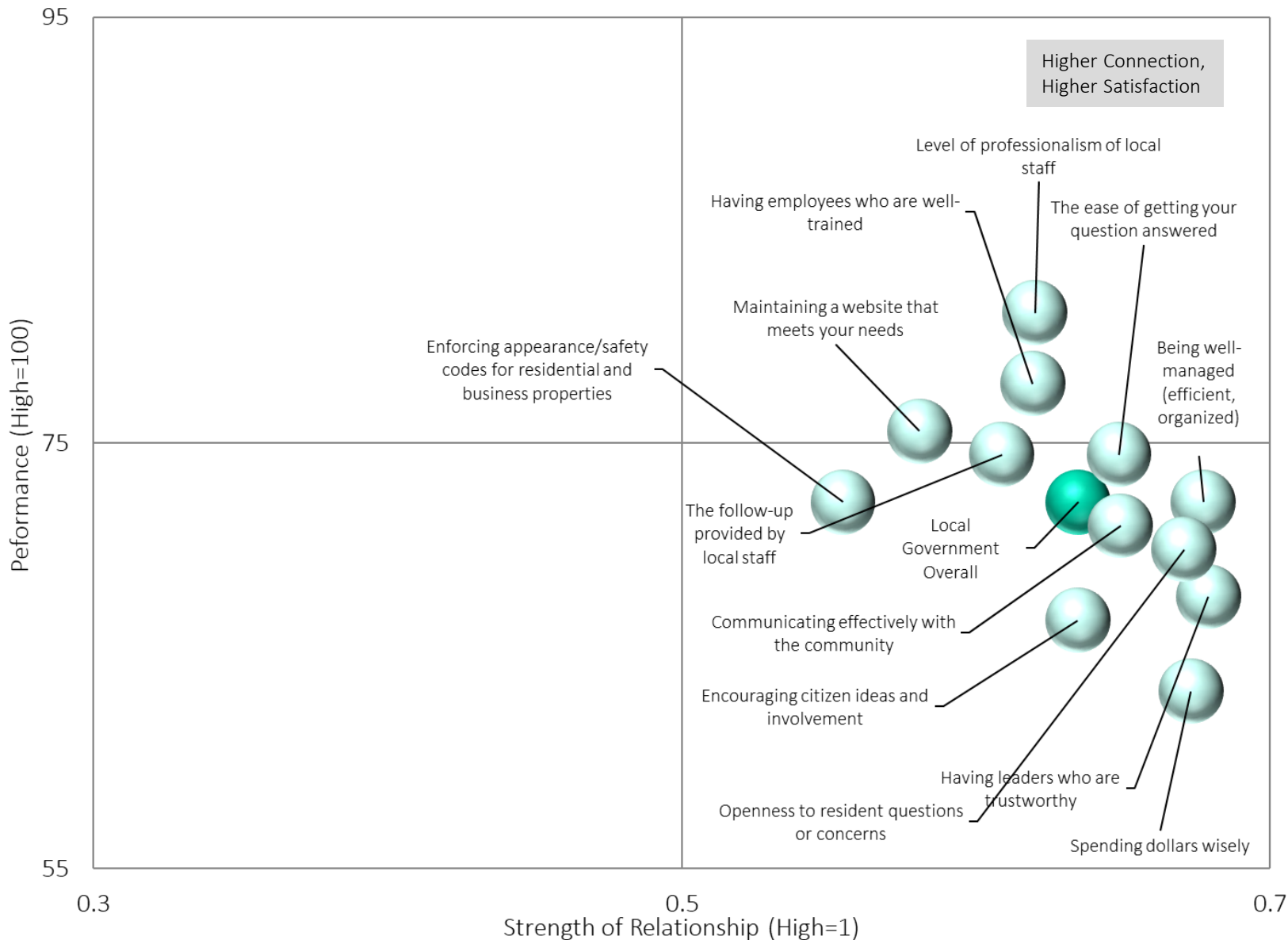


Driver



Drivers of Satisfaction and Behavior:

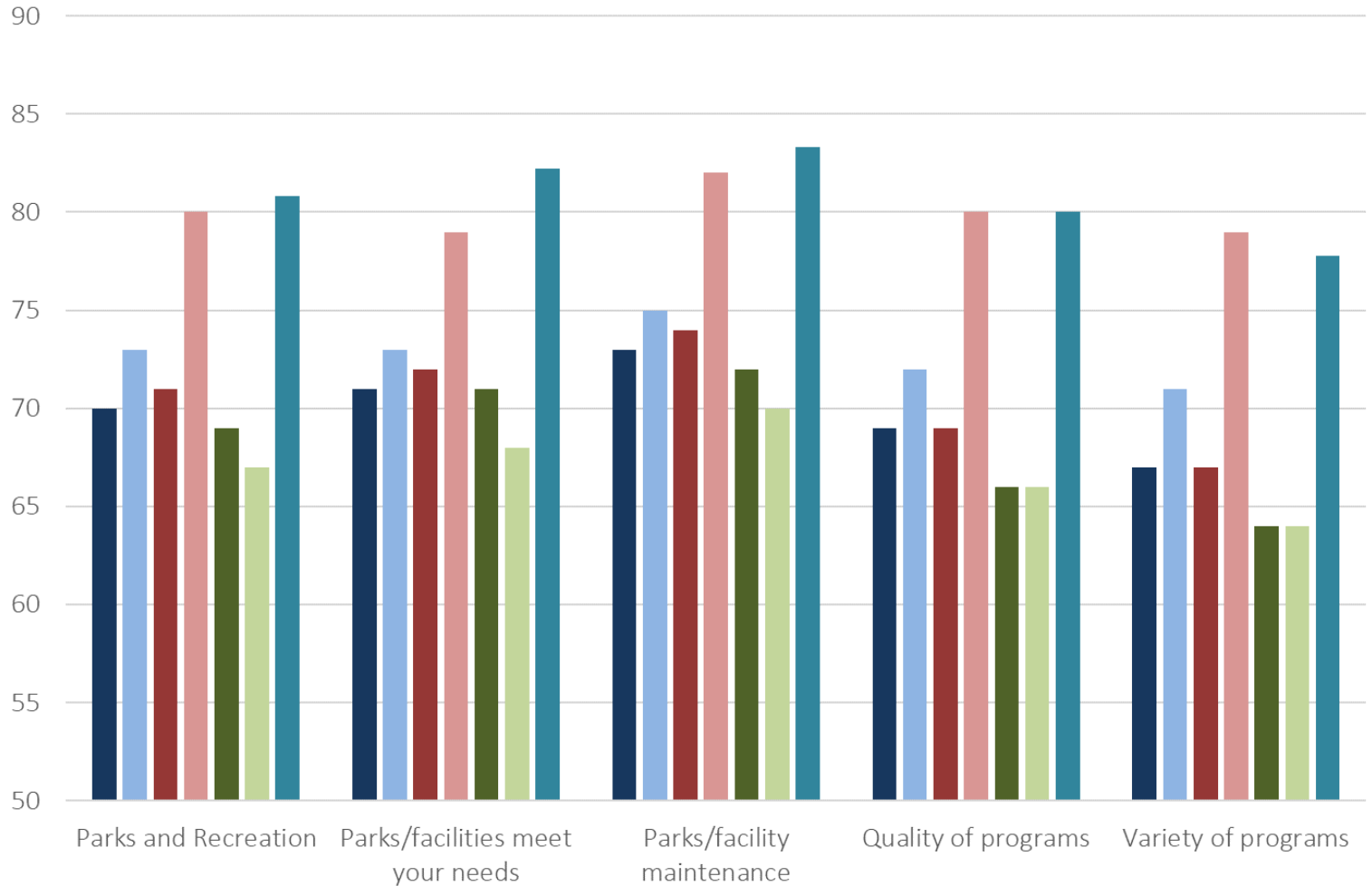
Local Government Management





Drivers of Satisfaction and Behavior: Parks and Recreation

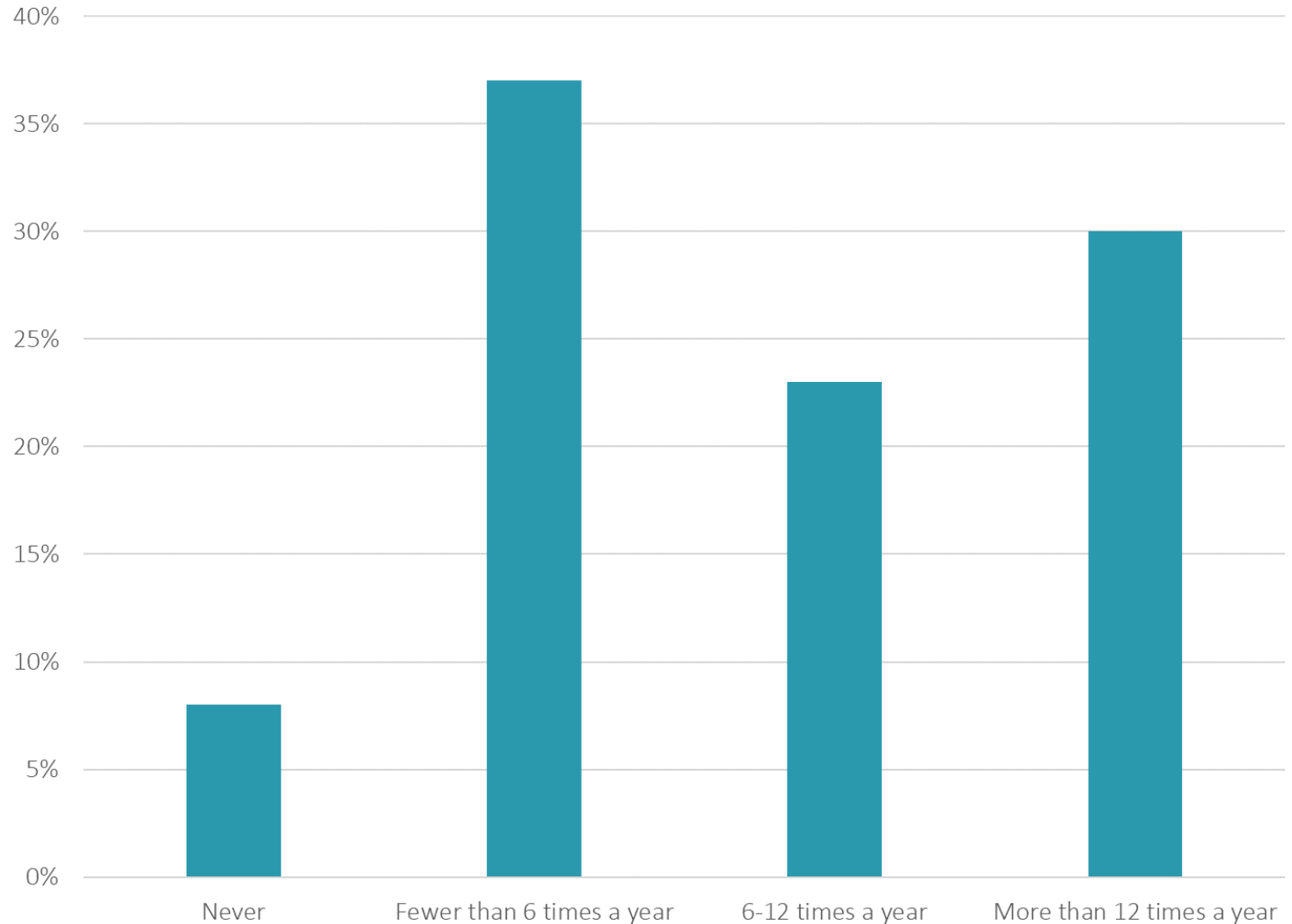
■ National ■ National 25-100k ■ Midwest ■ Midwest 25-100k ■ MI ■ MI 25-100k ■ Troy



Driver

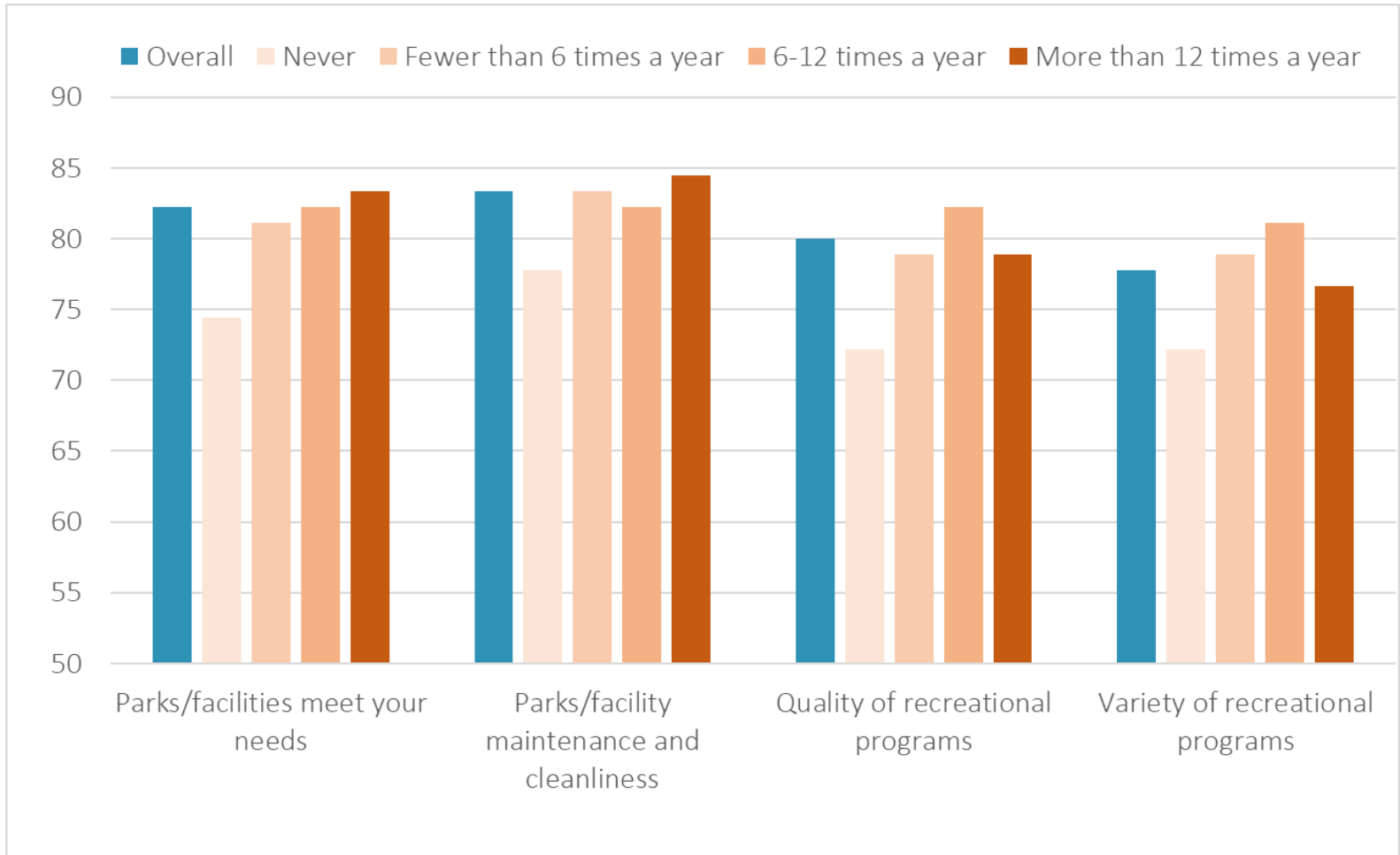


Drivers of Satisfaction and Behavior: Parks and Recreation Use





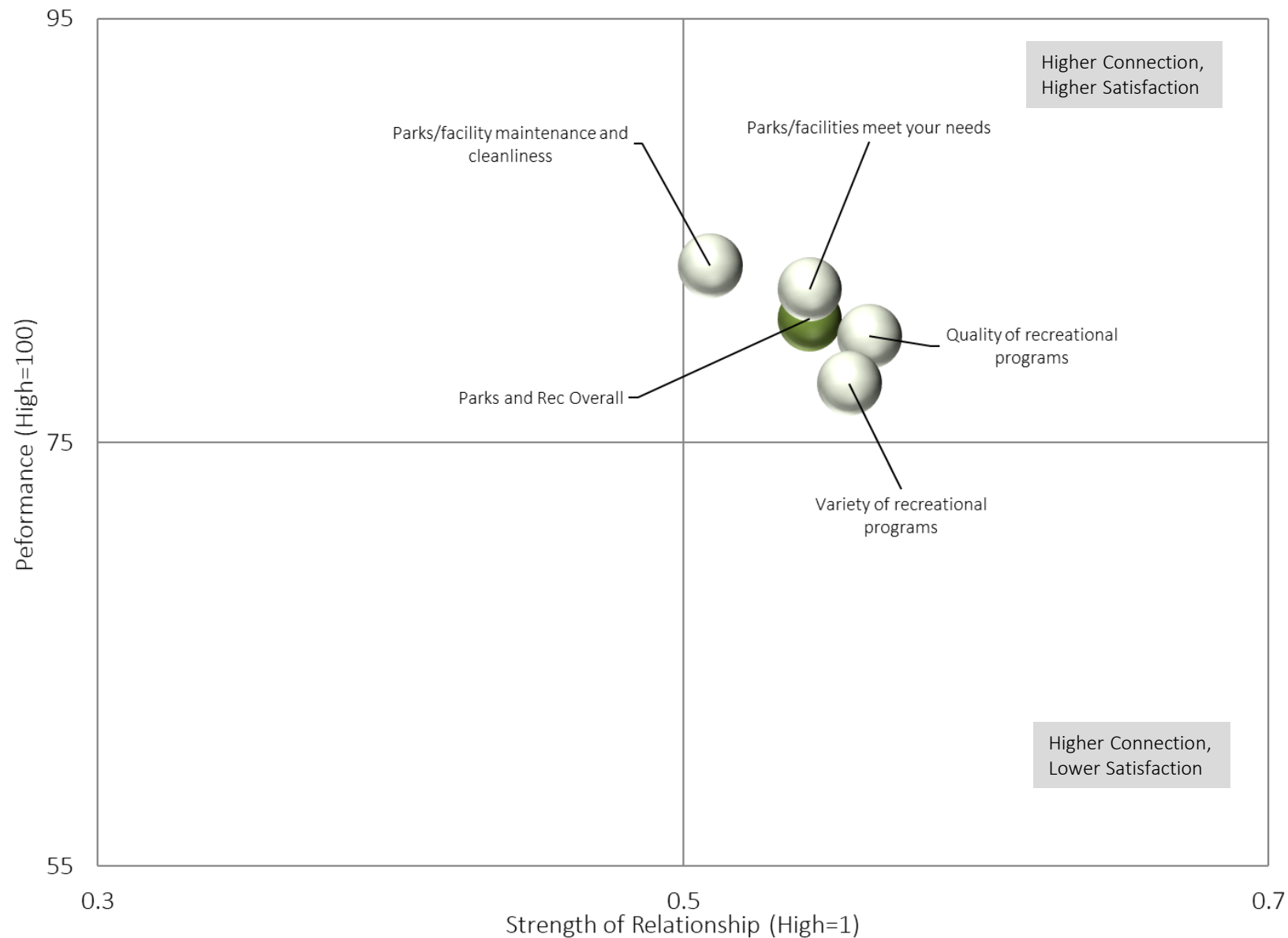
Drivers of Satisfaction and Behavior: Parks and Recreation by Use





Drivers of Satisfaction and Behavior:

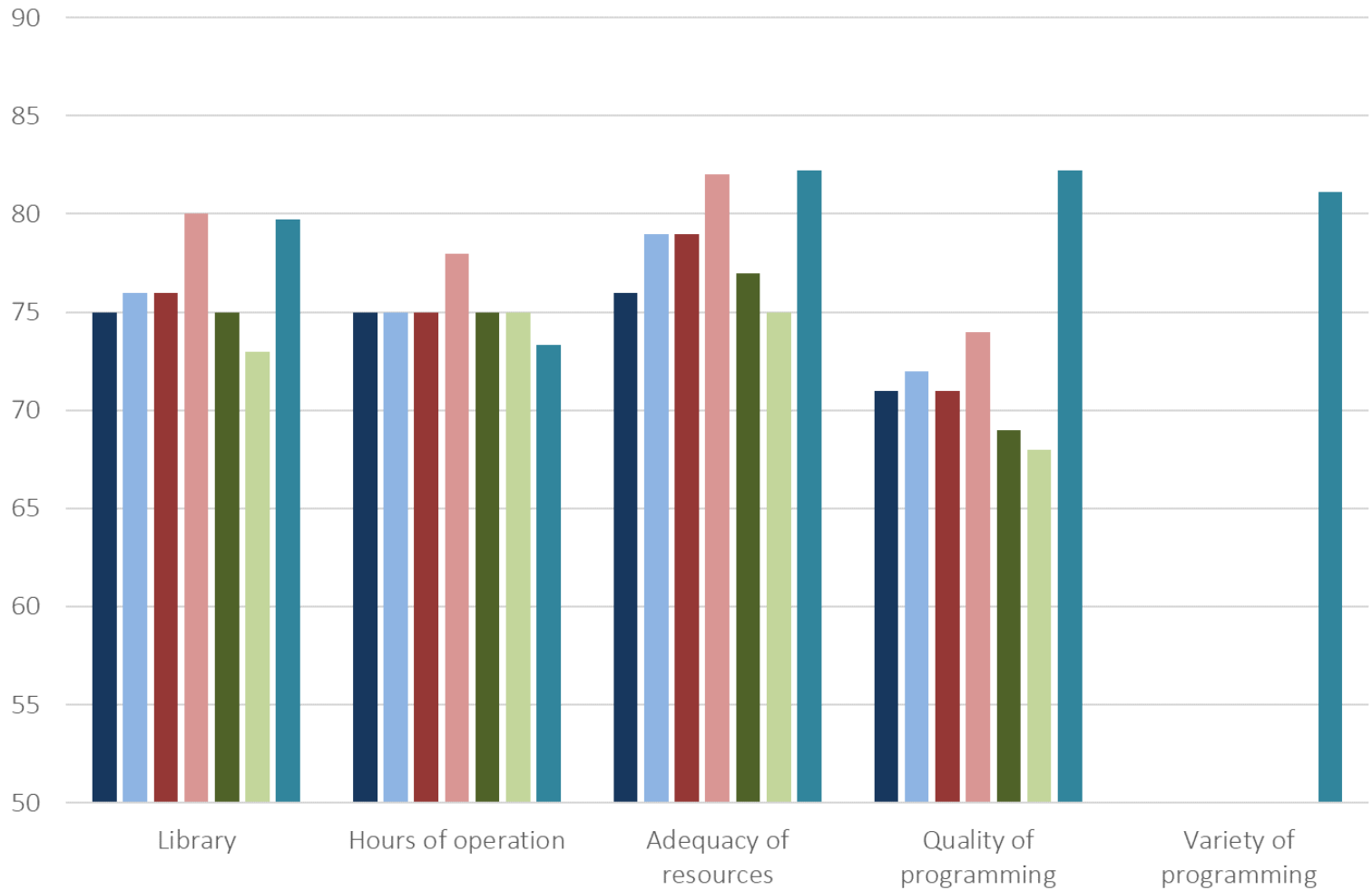
Parks and Recreation





Drivers of Satisfaction and Behavior: Library

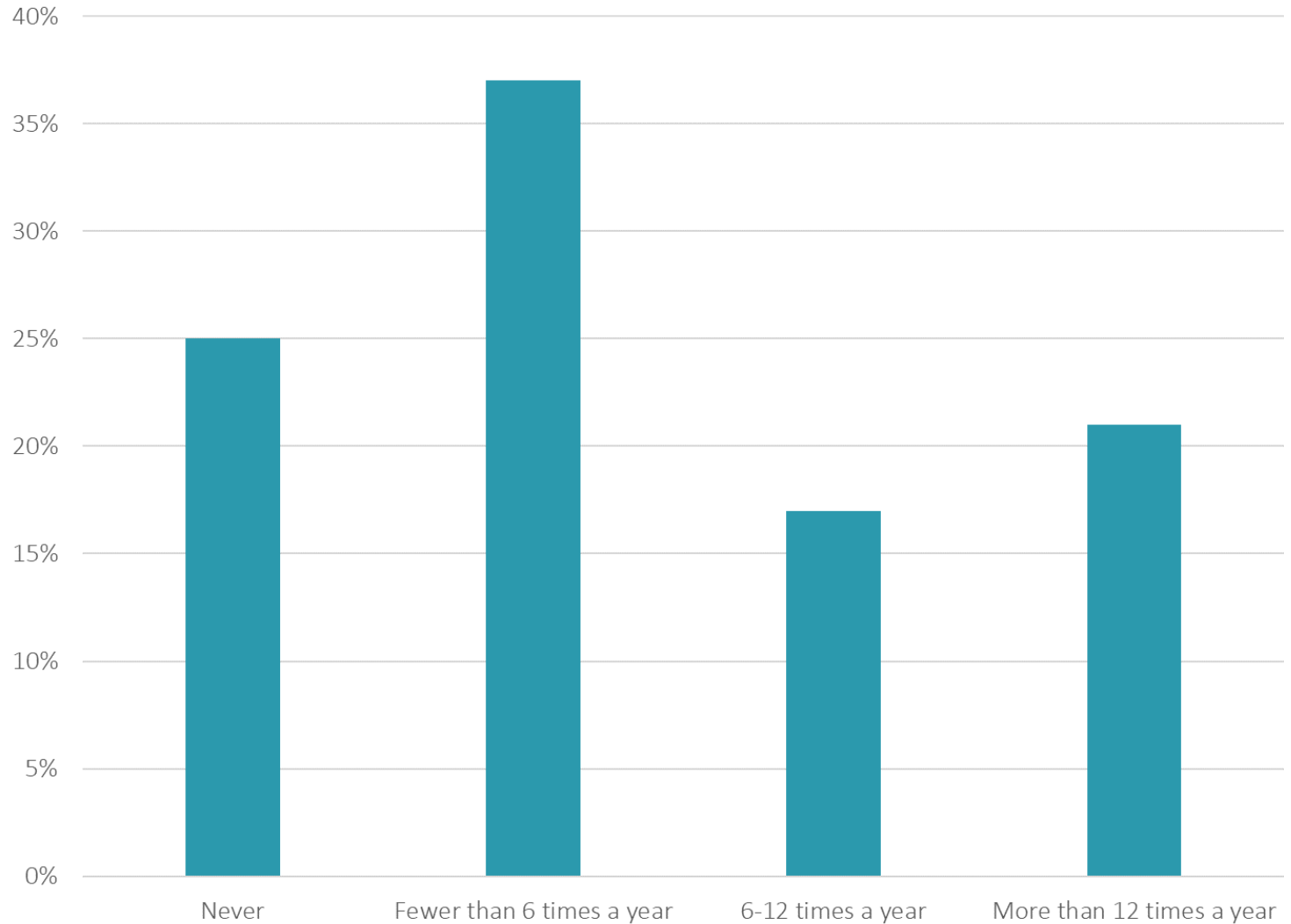
■ National ■ National 25-100k ■ Midwest ■ Midwest 25-100k ■ MI ■ MI 25-100k ■ Troy





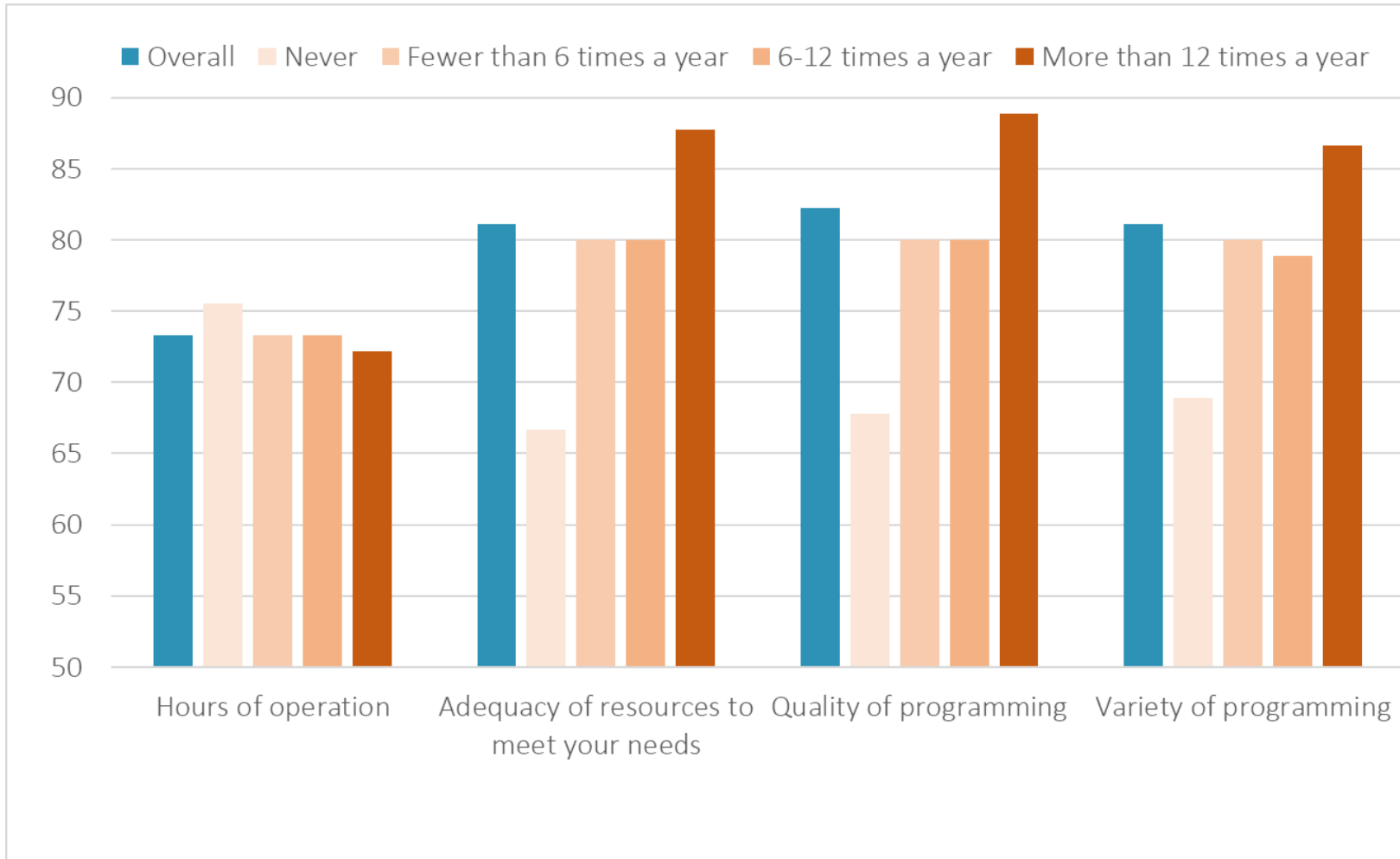
Drivers of Satisfaction and Behavior:

Library Use





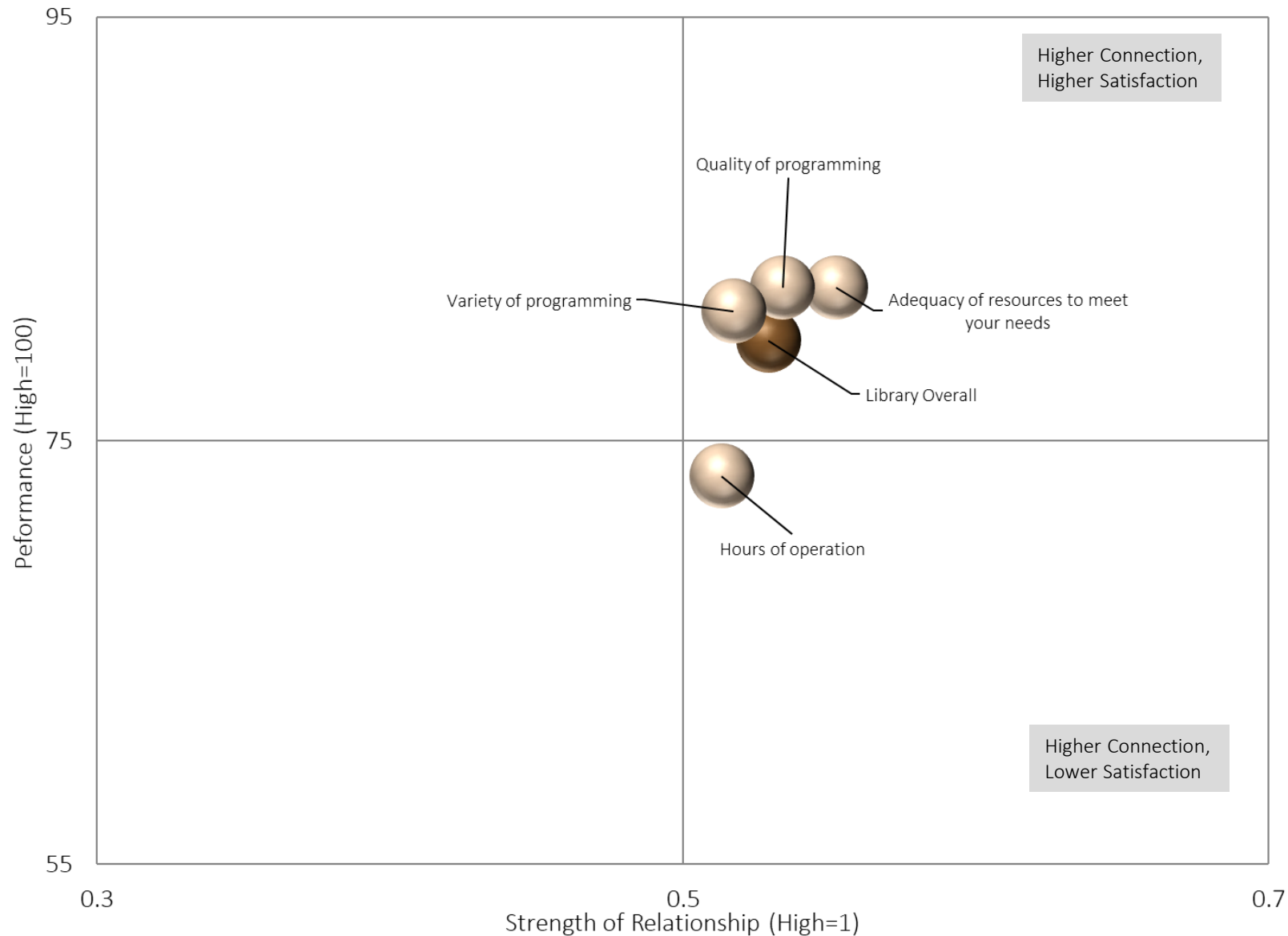
Drivers of Satisfaction and Behavior: Library by Use





Drivers of Satisfaction and Behavior:

Library

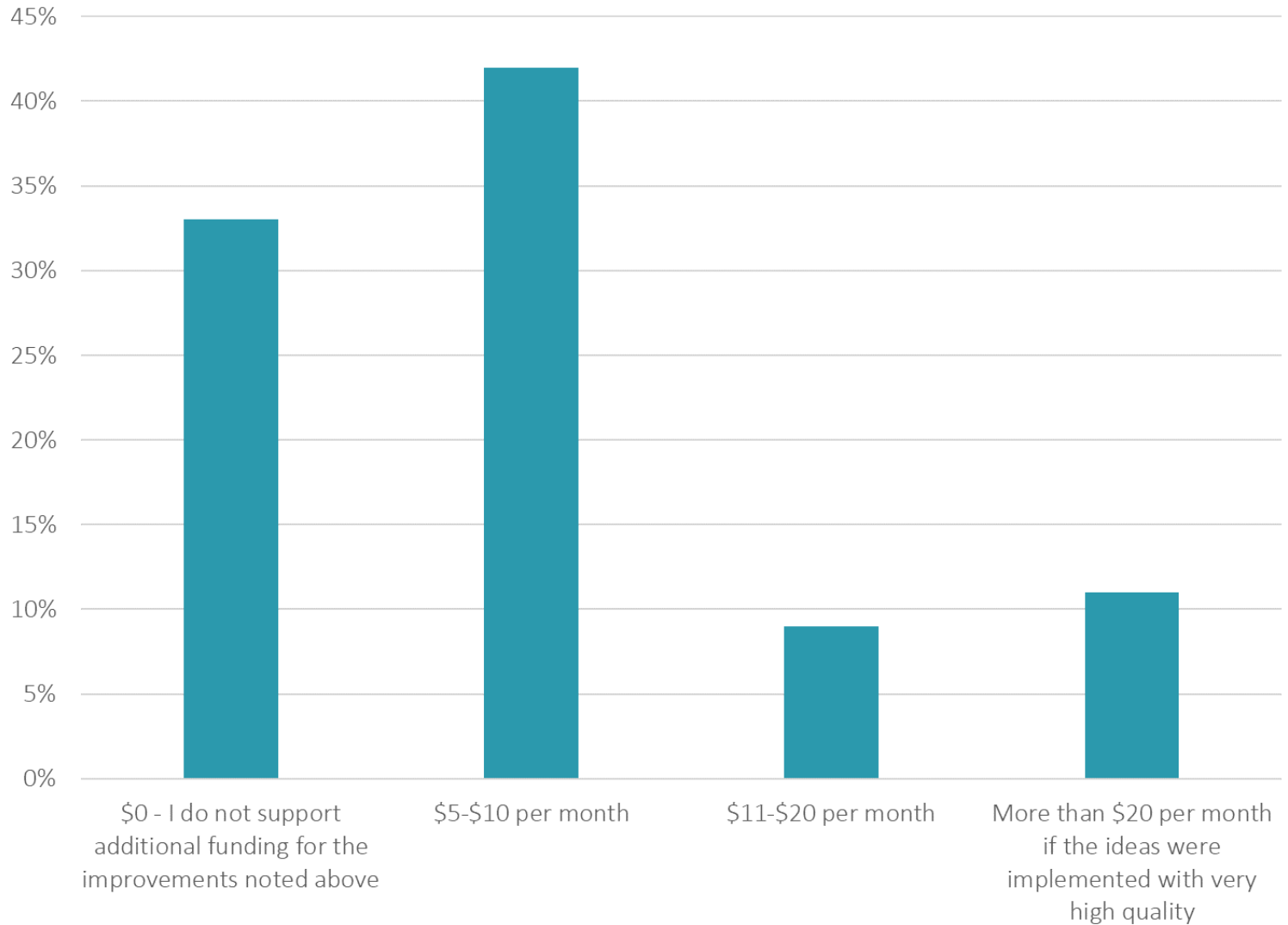




Budget and Planning

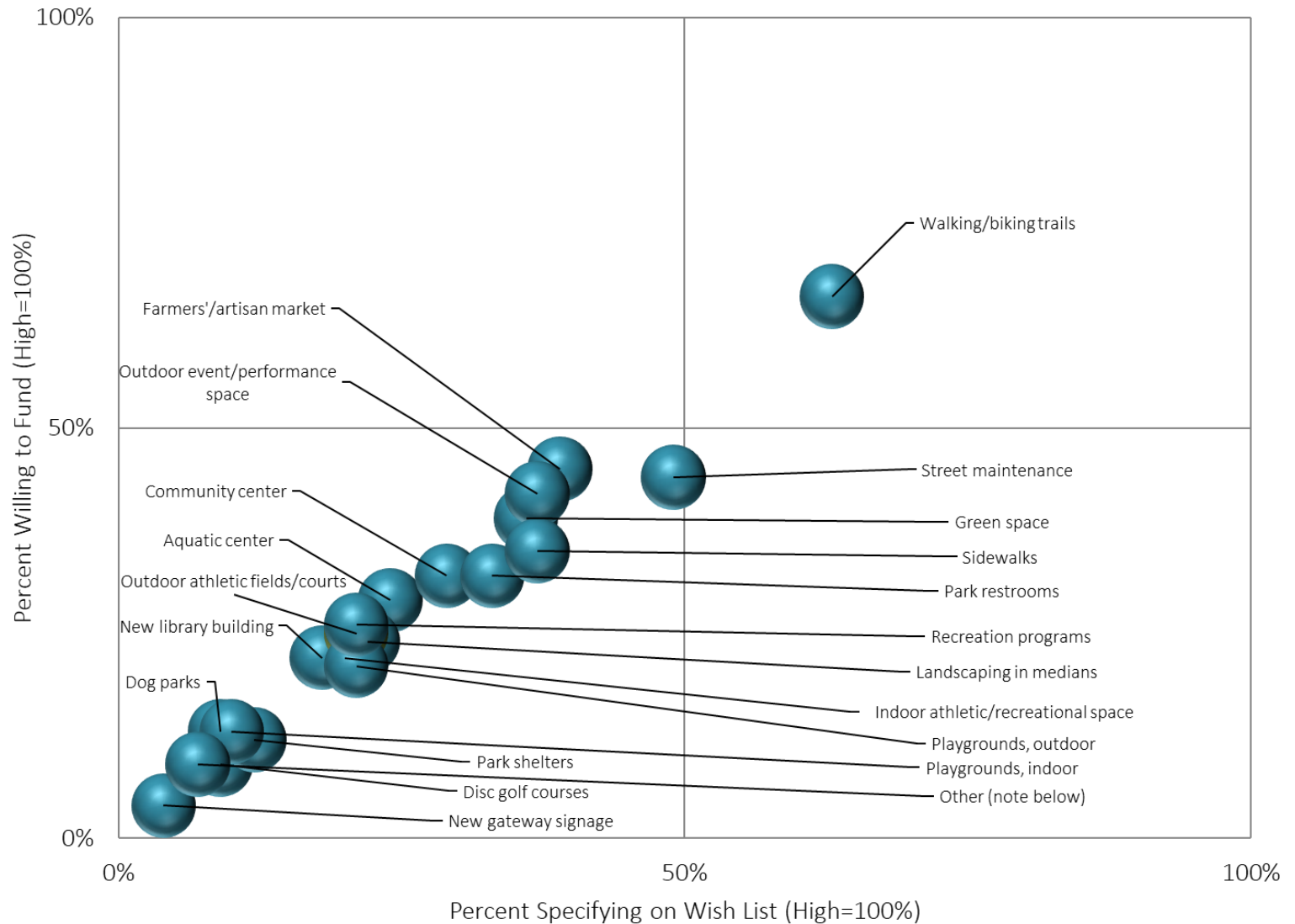


Funding Support for Improvements





Potential Future Improvements



Future Improvements - Other

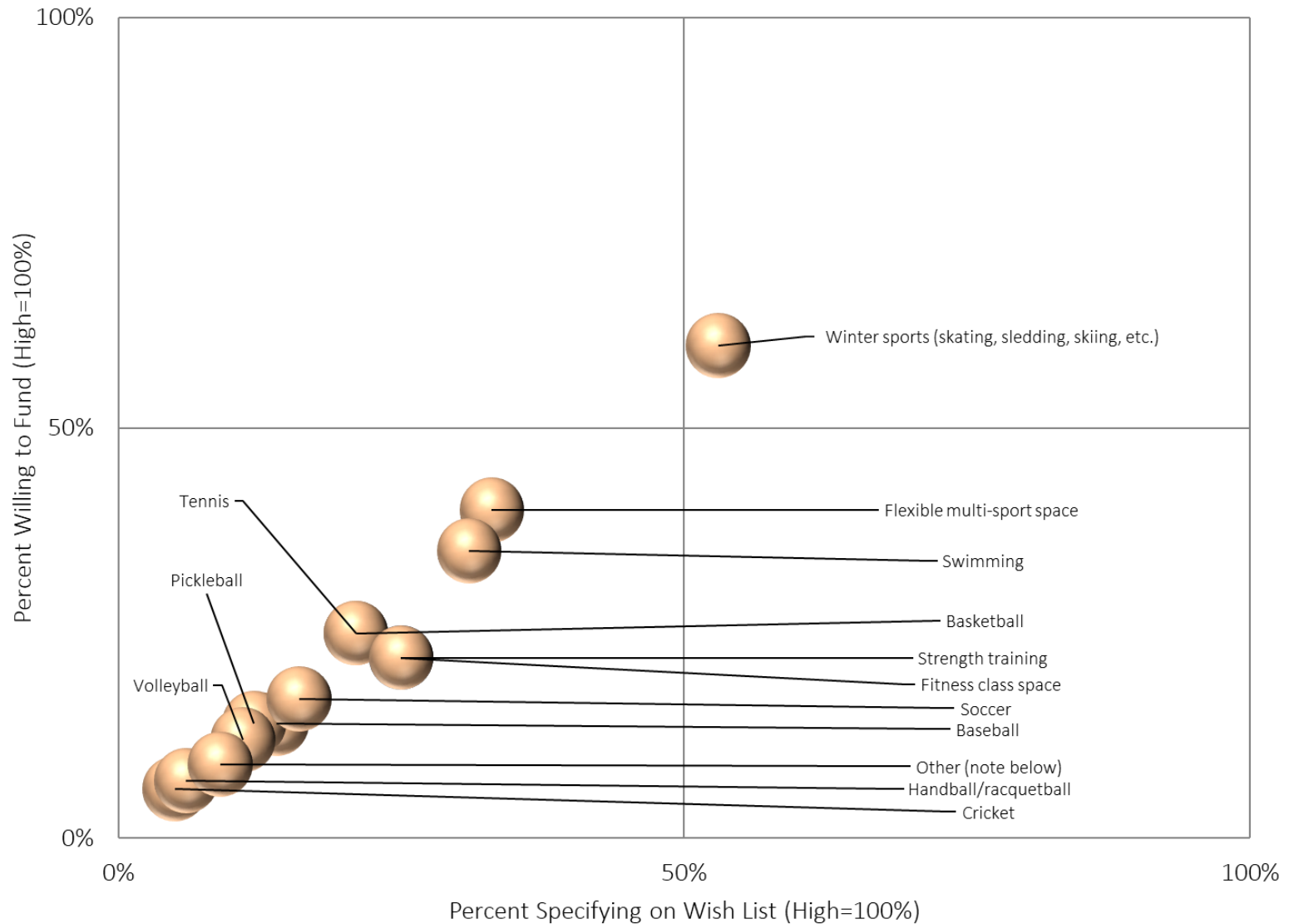
Themes from Comments:

1. **Park** – Exercise and toddler friendly areas
2. **Area** – Downtown area; walkable downtown/shopping area
3. **Lane** – Bike lanes; turn lanes





Potential Athletic Space Improvements



Athletic Space Improvements - Other

Themes from Comments:

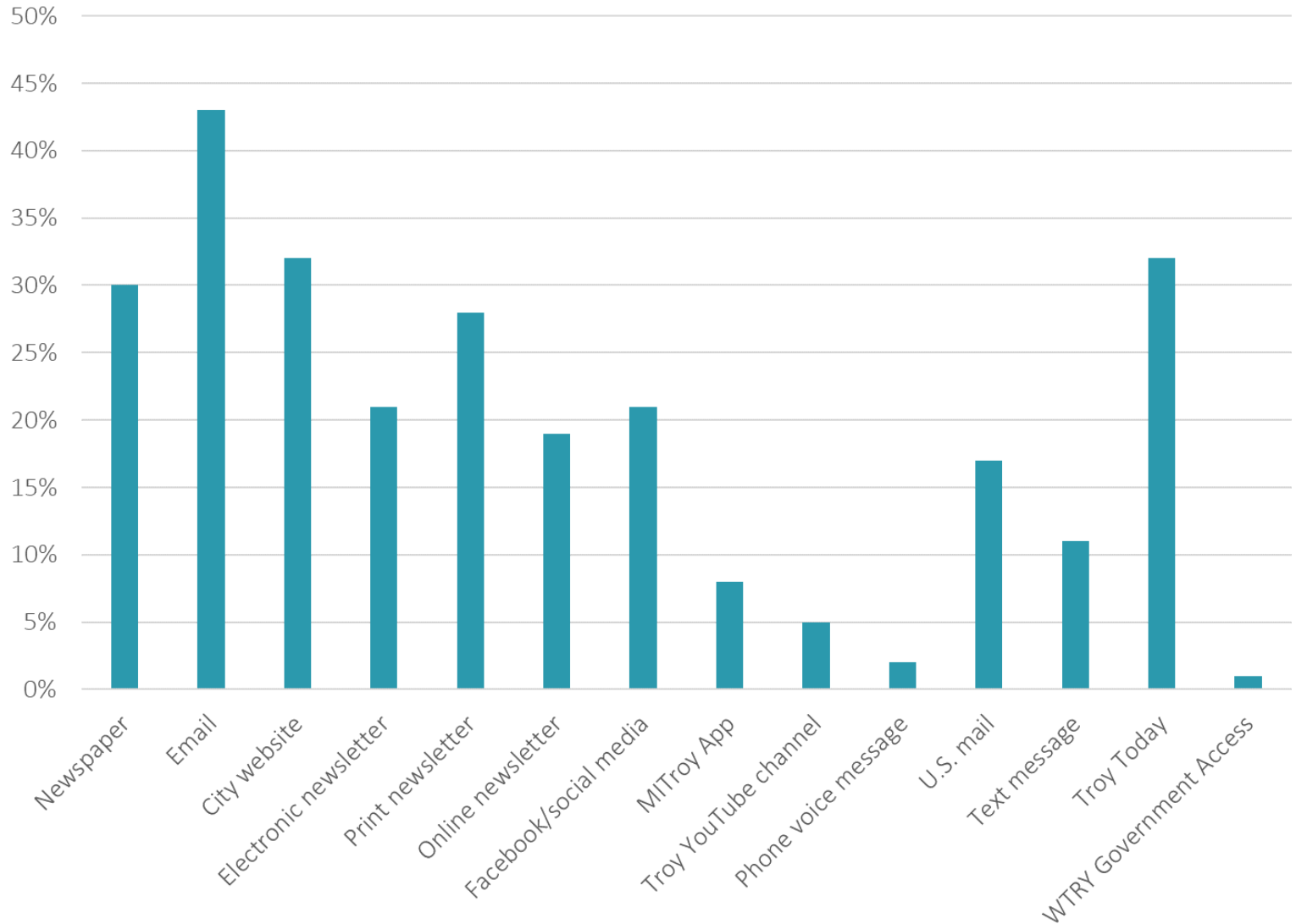
1. **Trail** – Walking trails; trails and pathways; bike trails
2. **Walking** – More improved walking trails; indoor walking area
3. **Bike** – Bike lanes; bike trails



Communication Preferences



Preferred Source of Information from the City



Implementing Results

Perception v Reality: Minimize Distortion or Fix Real Performance Issues

Perception gap:

Respondents rated based on an inaccurate idea or understanding. Address with communication strategy to change that perception.

Real performance issue:

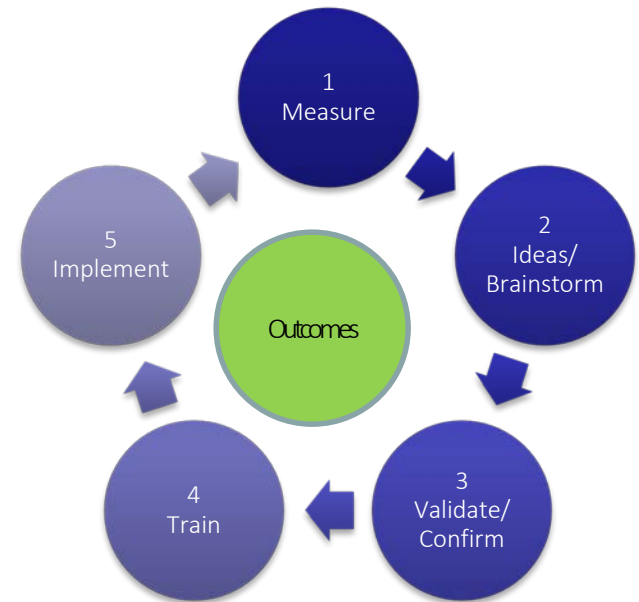
Address with an improvement plan. When performance improves, it becomes a perception gap to address with a communication strategy.



Improve Performance to Improve Outcomes

The diagram at the right provides a framework for following up on this survey

- The first step (measurement) is complete. This measurement helps prioritize resources and create a baseline against which progress can be measured.
- The second step is to use internal teams to further analyze the results and form ideas about why respondents answered as they did and potential actions in response.
- The third step is to validate ideas and potential actions through conversations with residents and line staff – do the ideas and actions make sense. Focus groups, short special-topic surveys and benchmarking are helpful.
- The fourth step is to provide staff with the skills and tools to effectively implement the actions.
- The fifth step is to execute the actions.
- The final step is to re-measure to ensure progress was made and track changes in resident needs.





Questions

<div>2021 Troy, Michigan</div> <div>Rating Questions</div> <div>Response Count 492</div>		Fire				Schools				
		Fire Department Overall	Fire prevention/education	Response time to fires	Response time to medical emergencies	Schools Overall	Meeting the needs of the community	Preparation of students for solid careers	Preparation of students for college	Communication with the public
Overall		91	87	92	91	83	84	81	86	81
Residency	One year or less*	78	78	-	-	99	100	100	100	94
	1-5 years	88	86	90	90	83	84	81	81	84
	6-10 years	89	78	90	88	80	79	80	81	80
	More than 10 years	92	90	93	92	84	86	82	86	81
Own or Rent	Own	92	87	93	91	83	84	81	86	81
	Rent/Lease*	82	94	90	91	92	94	93	92	89
Employment in the City	Yes	93	90	93	91	83	84	80	84	82
	No, a different community	90	82	91	89	81	82	81	82	80
	I am not currently employed*	87	92	92	92	81	83	67	89	86
	I am retired	92	92	96	97	89	90	91	92	83
Age	18 to 24*	97	94	93	89	78	82	67	80	81
	25 to 34*	88	70	93	94	87	89	86	89	84
	35 to 44	89	82	84	82	80	80	79	81	81
	45 to 54	91	89	93	88	84	84	83	84	83
	55 to 64	90	87	93	94	83	83	83	87	77
	65 or over	94	92	96	96	87	89	89	90	81
Education	Some high school or less*	89	-	-	-	96	100	100	-	89
	High school graduate	89	90	92	98	80	80	83	84	73
	Some college	94	89	92	90	78	81	76	79	77
	College graduate	91	88	93	91	82	82	79	84	83
	Graduate degree(s)	90	86	92	91	85	87	86	88	81
Income	\$25,000 or less*	89	91	88	90	84	82	84	87	82
	\$25,001 to \$50,000	94	88	97	98	78	84	64	78	83
	\$50,001 to \$100,000	89	84	93	90	86	87	86	88	82
	Over \$100,000	91	87	93	91	84	84	83	86	81
Marital Status	Single	92	92	94	92	81	87	72	83	83
	Married/living with partner	91	87	93	92	84	84	84	86	81
	Widowed/separated/divorced	93	90	97	96	91	93	91	92	87
People in Home	Child(ren) age 12 or under	90	82	92	90	81	81	79	81	83
	Child(ren) over age 12	92	87	93	86	81	81	79	82	81
	Spouse/partner	90	86	93	92	84	84	84	87	82
	Roommate*	96	89	90	94	77	80	76	76	76
	Dependent parent age 65+*	93	88	94	93	84	87	83	81	83
	None of these	92	88	91	93	79	84	72	83	77
Gender	Male	88	87	89	90	79	82	76	81	78
	Female	93	90	94	92	86	87	86	89	84
	Other*	100	-	-	-	100	100	100	100	100
Ethnicity	Asian	82	83	83	82	84	86	83	86	81
	White/Caucasian	92	88	93	92	84	84	83	86	82
	Black/African American*	99	47	100	97	87	87	80	84	96
	Hispanic/Latinx*	89	100	89	88	82	82	82	82	82
	Native/Indigenous*	-	-	-	100	22	-	-	-	22
	Other*	92	92	99	99	82	92	60	93	81
ZIP	48083	88	86	91	89	82	82	80	83	81
	48084	90	87	93	90	89	90	90	91	84
	48085	92	83	92	93	82	84	81	84	78
	48098	93	93	94	93	82	83	78	84	82
District	Avondale	93	91	91	92	81	87	69	93	77
	Birmingham*	88	81	83	82	73	73	73	74	71
	Bloomfield Hills*	88	86	100	100	97	98	98	98	93
	Royal Oak*	86	100	86	86	100	100	100	100	100
	Troy	91	88	93	92	85	86	84	87	82
	Warren*	84	82	91	90	78	76	79	79	77
Non Sample		-	93	90	91	94	86	87	90	81

* Cohort has lower response level which may increase score variation

<div>2021 Troy, Michigan</div> <div>Rating Questions</div> <div>Response Count 492</div>		Transportation						
		Transportation Overall	Street maintenance/repair	Road signage	Traffic congestion on the roads	Public transportation options	Accommodation for bicycle and foot traffic	Ease of finding parking
Overall		67	68	81	63	47	60	82
Residency	One year or less*	74	74	84	64	67	67	88
	1-5 years	64	61	81	66	42	58	78
	6-10 years	61	63	77	58	36	56	80
	More than 10 years	68	70	82	64	49	61	82
Own or Rent	Own	68	68	81	64	48	62	83
	Rent/Lease*	59	62	78	56	44	44	68
Employment in the City	Yes	67	66	82	58	50	66	81
	No, a different community	67	70	79	67	48	59	82
	I am not currently employed*	59	56	86	60	30	47	78
	I am retired	69	72	83	67	48	61	82
Age	18 to 24*	75	69	87	68	72	70	87
	25 to 34*	57	59	78	52	39	42	73
	35 to 44	67	70	80	68	41	60	83
	45 to 54	66	69	80	63	41	59	81
	55 to 64	67	64	82	63	43	64	83
	65 or over	69	73	82	66	48	61	82
Education	Some high school or less*	100	100	100	100	-	100	100
	High school graduate	70	72	77	69	56	68	79
	Some college	74	72	84	70	61	68	87
	College graduate	65	64	81	62	47	57	80
	Graduate degree(s)	65	69	80	62	39	58	82
Income	\$25,000 or less*	69	70	74	68	67	63	72
	\$25,001 to \$50,000	72	70	82	64	68	66	82
	\$50,001 to \$100,000	63	67	80	58	37	54	80
	Over \$100,000	68	69	82	67	43	62	83
Marital Status	Single	68	63	86	62	59	60	80
	Married/living with partner	67	69	81	64	43	61	83
	Widowed/separated/divorced	64	63	79	63	46	57	76
People in Home	Child(ren) age 12 or under	65	67	79	60	48	58	80
	Child(ren) over age 12	66	67	77	62	43	60	86
	Spouse/partner	67	68	81	63	46	61	82
	Roommate*	55	68	87	50	29	39	56
	Dependent parent age 65+*	69	68	81	70	57	61	78
	None of these	72	72	87	70	54	63	84
Gender	Male	66	66	81	64	46	59	82
	Female	67	69	81	63	49	61	80
	Other*	49	78	78	-	22	22	44
Ethnicity	Asian	66	68	77	68	41	58	84
	White/Caucasian	67	69	82	63	47	59	82
	Black/African American*	58	63	64	53	29	49	89
	Hispanic/Latinx*	75	77	78	79	72	66	80
	Native/Indigenous*	44	48	100	59	0	13	44
	Other*	66	46	82	64	61	64	78
ZIP	48083	64	63	76	60	49	60	79
	48084	64	64	83	60	47	53	77
	48085	66	70	81	62	40	60	82
	48098	70	71	86	69	50	62	84
District	Avondale	59	58	86	57	30	53	72
	Birmingham*	60	51	73	54	61	57	66
	Bloomfield Hills*	64	61	86	64	11	73	88
	Royal Oak*	44	66	54	48	11	28	57
	Troy	69	71	82	66	48	63	84
	Warren*	58	49	76	52	49	50	74
Non Sample		-	62	68	80	59	30	49

* Cohort has lower response level which may increase score vari

<div>2021 Troy, Michigan</div> <div>Rating Questions</div> <div>Response Count 492</div>		Utilities					Police				
		Utilities Overall	Drinking water quality	Garbage collection service	Brush and leaf disposal	Recycling service	Police Overall	Respectful treatment of citizens	Fair and equitable enforcement	Safety education	Response time to emergencies
Overall		89	88	92	86	89	89	89	88	87	91
Residency	One year or less*	99	99	99	98	99	99	97	100	100	100
	1-5 years	83	74	88	82	89	86	81	78	92	92
	6-10 years	84	83	89	81	82	83	83	82	79	88
	More than 10 years	90	91	93	87	89	89	90	89	88	91
Own or Rent	Own	89	90	92	86	89	89	90	88	87	91
	Rent/Lease*	85	78	90	90	81	86	80	81	91	90
Employment in the City	Yes	89	91	92	83	90	92	92	92	92	92
	No, a different community	87	87	91	84	86	86	88	86	83	89
	I am not currently employed*	86	83	90	82	89	74	70	63	72	90
	I am retired	92	91	94	91	92	92	93	92	89	94
Age	18 to 24*	91	92	92	88	91	97	98	98	96	96
	25 to 34*	86	87	93	77	87	83	82	79	80	91
	35 to 44	86	86	90	82	87	88	90	87	88	89
	45 to 54	87	88	91	84	86	86	87	86	86	87
	55 to 64	89	87	91	89	89	86	84	86	84	89
	65 or over	92	91	94	90	91	93	93	92	90	94
Education	Some high school or less*	100	100	100	-	100	100	100	100	100	100
	High school graduate	90	87	93	89	90	88	86	87	84	93
	Some college	91	88	93	90	91	93	94	94	90	94
	College graduate	89	89	92	83	90	88	88	87	88	90
	Graduate degree(s)	87	88	91	84	86	87	88	86	86	90
Income	\$25,000 or less*	83	82	87	83	80	91	93	92	92	86
	\$25,001 to \$50,000	94	91	98	93	94	92	92	92	87	96
	\$50,001 to \$100,000	89	90	92	86	88	84	83	81	82	89
	Over \$100,000	88	87	91	86	89	90	91	89	89	91
Marital Status	Single	90	89	93	86	91	92	89	89	94	96
	Married/living with partner	88	88	92	84	88	88	89	87	86	90
	Widowed/separated/divorced	89	91	91	88	87	88	90	89	83	90
People in Home	Child(ren) age 12 or under	88	89	91	83	89	87	88	86	84	90
	Child(ren) over age 12	87	89	91	83	86	88	90	88	87	89
	Spouse/partner	88	89	91	86	88	88	88	86	86	92
	Roommate*	85	71	92	86	90	100	100	100	100	100
	Dependent parent age 65+*	89	91	94	81	91	89	90	88	90	90
	None of these	91	89	93	88	92	93	93	93	92	94
Gender	Male	88	88	91	86	87	87	87	84	87	90
	Female	89	89	92	86	90	91	91	90	89	92
	Other*	92	89	100	78	100	78	78	-	78	-
Ethnicity	Asian	85	86	89	83	82	84	86	84	82	83
	White/Caucasian	89	89	92	87	89	90	90	88	89	92
	Black/African American*	86	87	93	79	87	84	90	91	61	92
	Hispanic/Latinx*	87	87	92	90	80	93	98	98	96	81
	Native/Indigenous*	82	37	100	100	90	100	100	100	-	-
	Other*	85	86	96	69	90	92	91	91	92	94
ZIP	48083	86	88	90	80	84	85	84	82	86	88
	48084	87	84	91	84	87	86	87	86	84	88
	48085	89	89	92	87	90	90	91	90	84	93
	48098	90	89	94	88	90	92	91	91	93	93
District	Avondale	88	86	93	82	92	92	91	92	91	92
	Birmingham*	74	60	79	77	80	83	87	82	81	83
	Bloomfield Hills*	88	89	90	90	84	92	87	100	90	92
	Royal Oak*	85	86	91	91	72	56	52	52	67	52
	Troy	89	90	92	87	89	90	90	89	88	92
	Warren*	79	79	87	70	82	80	76	72	86	87
Non Sample	-	88	89	90	86	87	88	88	87	89	88

* Cohort has lower response level which may increase score vari

2021 Troy, Michigan Rating Questions Response Count 492		Taxes						Shopping and Dining				
		Taxes Overall	Fairness of property appraisals	Adequacy of period to pay taxes	Fairness of tax levels	Amount and quality of services you receive for the local taxes you pay	Communication on how tax dollars are used	Shopping and Dining Overall	Shopping convenience for everyday items	Shopping convenience for major items	Sufficient choices for most of your needs	Area restaurant choices
Overall		71	70	83	69	70	62	89	90	88	90	89
Residency	One year or less*	78	78	78	78	78	78	92	94	91	94	88
	1-5 years	63	64	81	59	66	47	88	90	88	88	87
	6-10 years	69	69	82	68	67	59	87	88	87	88	87
	More than 10 years	72	71	83	70	71	64	90	90	88	91	90
Own or Rent	Own	70	70	83	69	70	60	89	91	88	90	89
	Rent/Lease*	98	100	100	100	89	100	88	90	87	87	90
Employment in the City	Yes	72	72	84	71	70	63	91	91	90	91	92
	No, a different community	67	68	79	66	67	58	87	88	84	88	87
	I am not currently employed*	65	59	88	62	61	53	88	91	88	90	83
	I am retired	78	76	88	74	79	71	92	92	89	92	93
Age	18 to 24*	74	70	100	67	67	67	93	94	92	93	91
	25 to 34*	71	70	83	74	67	59	90	90	90	91	89
	35 to 44	70	70	84	66	70	58	87	89	87	89	84
	45 to 54	70	71	80	67	71	60	86	88	84	87	87
	55 to 64	67	67	80	67	63	60	89	90	86	89	90
	65 or over	76	74	86	73	78	69	91	91	88	91	92
Education	Some high school or less*	89	78	100	-	89	89	100	100	100	100	100
	High school graduate	68	70	77	67	68	59	90	91	89	91	90
	Some college	74	76	88	74	69	63	92	93	92	92	90
	College graduate	71	69	82	70	70	62	88	89	86	89	88
	Graduate degree(s)	71	71	83	68	71	61	89	89	87	90	90
Income	\$25,000 or less*	67	62	82	62	67	63	86	88	84	86	87
	\$25,001 to \$50,000	81	82	88	78	77	79	92	92	91	92	91
	\$50,001 to \$100,000	71	70	79	69	72	67	88	90	87	89	88
	Over \$100,000	70	71	83	69	70	59	89	90	87	90	89
Marital Status	Single	77	72	94	74	76	68	89	92	88	91	87
	Married/living with partner	71	71	83	69	70	61	89	90	87	90	89
	Widowed/separated/divorced	62	59	72	58	66	56	92	92	89	92	93
People in Home	Child(ren) age 12 or under	71	73	83	70	69	61	89	90	89	90	86
	Child(ren) over age 12	68	68	80	64	68	61	88	89	86	89	90
	Spouse/partner	72	73	83	71	71	63	89	90	87	90	89
	Roommate*	80	73	99	74	80	74	83	80	81	87	82
	Dependent parent age 65+*	72	71	82	71	70	66	88	84	84	91	90
	None of these	70	69	82	69	70	62	90	91	89	91	89
Gender	Male	71	70	83	69	70	62	87	89	84	88	87
	Female	71	70	82	69	70	62	90	91	89	91	89
	Other*	78	78	78	78	78	78	100	100	100	100	100
Ethnicity	Asian	63	63	76	59	61	54	87	87	86	88	87
	White/Caucasian	73	72	84	71	72	64	90	91	88	91	89
	Black/African American*	72	80	79	66	77	58	84	81	83	84	89
	Hispanic/Latinx*	86	84	90	90	90	74	92	92	92	91	93
	Native/Indigenous*	-	-	-	-	-	-	99	99	99	100	100
	Other*	61	57	80	58	59	50	93	94	89	93	94
ZIP	48083	71	70	79	70	70	64	87	89	86	87	87
	48084	72	71	83	69	72	64	90	92	89	91	89
	48085	70	70	83	68	69	60	88	88	86	89	89
	48098	71	71	84	69	71	61	91	92	90	92	90
District	Avondale	70	71	81	68	66	66	90	90	90	92	89
	Birmingham*	57	53	79	51	58	46	79	82	76	78	80
	Bloomfield Hills*	63	67	88	64	67	30	89	91	87	91	88
	Royal Oak*	78	66	68	93	66	98	88	91	90	90	81
	Troy	72	72	84	70	72	62	90	91	88	91	90
	Warren*	63	61	78	61	60	57	83	86	83	81	83
Non Sample	-	72	71	83	71	72	60	89	91	89	90	87

* Cohort has lower response level which may increase score vari

2021 Troy, Michigan
Rating Questions
Response Count 492

2021 Troy, Michigan Rating Questions Response Count 492		Local Government Management												
		Local Government Overall	Having leaders who are trustworthy	Being well-managed (efficient, organized)	Having employees who are well-trained	Communicating effectively with the community	Spending dollars wisely	Encouraging citizen ideas and involvement	Maintaining a website that meets your needs	Enforcing appearance/safety codes for residential and business properties	Openness to resident questions or concerns	Level of professionalism of local staff	The follow-up provided by local staff	The ease of getting your question answered
Overall		72	68	72	78	71	63	67	76	72	70	81	74	74
Residency	One year or less*	78	72	72	72	84	67	72	83	83	83	83	83	83
	1-5 years	73	73	74	77	64	62	57	74	71	73	86	83	79
	6-10 years	72	66	70	79	70	68	66	76	70	71	81	77	76
	More than 10 years	72	67	72	78	72	62	69	76	73	69	80	73	73
Own or Rent	Own	72	68	72	78	71	63	68	76	73	69	80	73	73
	Rent/Lease*	77	74	84	90	72	64	60	76	67	73	91	82	84
Employment in the City	Yes	73	64	70	79	72	59	68	78	77	70	82	77	76
	No, a different community	71	68	72	77	71	64	67	73	71	68	78	70	72
	I am not currently employed*	68	71	76	77	61	49	57	70	58	66	82	74	71
	I am retired	76	69	76	81	74	70	72	79	74	76	86	82	77
Age	18 to 24*	84	81	84	84	88	78	89	87	82	83	87	83	80
	25 to 34*	64	60	68	76	60	48	52	72	66	54	80	66	68
	35 to 44	74	72	74	78	71	66	66	74	76	76	81	76	78
	45 to 54	72	64	70	76	71	64	67	73	73	70	80	76	76
	55 to 64	69	62	67	76	69	59	66	73	69	66	77	71	69
	65 or over	75	68	74	80	74	68	70	78	73	73	84	79	78
Education	Some high school or less*	97	89	89	100	100	89	-	100	100	100	100	100	100
	High school graduate	73	60	76	82	72	70	59	73	60	78	84	82	79
	Some college	79	79	82	87	80	68	74	80	77	74	86	80	80
	College graduate	71	63	69	76	68	59	67	74	74	70	80	76	74
	Graduate degree(s)	71	67	71	77	71	63	66	76	71	68	80	72	72
Income	\$25,000 or less*	75	59	74	80	78	71	74	77	67	76	84	80	77
	\$25,001 to \$50,000	83	81	81	86	82	79	82	81	84	82	88	81	83
	\$50,001 to \$100,000	70	68	72	76	66	60	62	73	71	67	80	73	71
	Over \$100,000	72	66	71	79	71	62	67	76	72	70	81	76	76
Marital Status	Single	76	74	81	82	77	62	71	76	73	73	88	77	76
	Married/living with partner	71	66	70	77	70	63	66	76	72	69	79	73	73
	Widowed/separated/divorced	74	70	73	78	73	69	70	73	70	73	81	78	76
People in Home	Child(ren) age 12 or under	72	68	71	76	72	66	68	74	74	70	77	73	74
	Child(ren) over age 12	72	68	70	76	72	64	67	72	74	71	78	73	73
	Spouse/partner	72	67	71	78	70	64	67	77	73	69	80	74	73
	Roommate*	65	51	57	70	49	53	68	69	42	58	89	87	82
	Dependent parent age 65+*	79	73	84	83	83	67	81	83	78	73	89	81	77
	None of these	77	71	79	83	78	69	73	79	71	77	86	80	78
Gender	Male	71	63	69	77	69	59	63	74	71	70	82	77	74
	Female	73	71	76	79	72	67	70	77	72	70	80	72	73
	Other*	70	67	-	67	56	56	67	78	78	-	67	-	100
Ethnicity	Asian	73	74	77	79	74	63	67	78	76	69	79	72	73
	White/Caucasian	73	68	72	79	72	66	70	76	73	71	82	76	74
	Black/African American*	81	78	76	81	82	80	77	76	83	77	92	90	84
	Hispanic/Latinx*	87	78	92	92	84	83	87	96	87	82	91	83	90
	Native/Indigenous*	42	-	-	-	34	44	19	44	19	22	-	78	78
	Other*	66	60	76	84	73	47	37	72	57	47	90	74	70
ZIP	48083	70	66	71	78	71	59	64	71	69	69	79	74	72
	48084	74	70	74	80	69	69	66	76	74	77	84	78	76
	48085	69	64	69	76	70	60	68	74	71	63	78	68	71
	48098	75	70	76	80	73	67	69	79	76	73	84	80	79
	Avondale	68	67	69	78	66	59	61	72	66	58	78	74	72
District	Birmingham*	62	49	53	64	53	52	54	60	61	72	79	73	68
	Bloomfield Hills*	70	66	68	72	74	61	58	78	74	74	74	69	77
	Royal Oak*	69	67	67	73	68	71	74	71	69	69	67	67	67
	Troy	73	68	73	79	72	64	69	77	74	71	81	76	74
	Warren*	66	59	73	83	67	47	44	70	63	60	86	72	70
	Non Sample	-	73	70	74	82	72	66	70	77	69	71	81	76

* Cohort has lower response level which may increase score vari

2021 Troy, Michigan
Rating Questions
Response Count 492

		Events						Economy							
		Events Overall	Range of cultural offerings	Strong and vibrant arts community	Quality sporting events to attend	Variety of festivals and community events	Activities that interest you	Economy Overall	Cost of living	Quality of jobs	Affordability of housing	Availability of jobs	Stability of property values	Strength of local economy	Access to health care services
Overall		65	73	64	59	64	62	74	67	76	60	71	80	80	87
Residency	One year or less*	66	82	81	51	59	54	84	80	83	73	92	90	87	83
	1-5 years	54	69	53	46	50	53	69	59	66	46	68	82	78	87
	6-10 years	63	74	61	56	62	61	73	63	74	56	69	76	81	90
	More than 10 years	66	73	66	61	67	63	75	68	77	62	72	80	79	87
Own or Rent	Own	66	76	66	59	66	63	76	69	77	62	72	80	80	89
	Rent/Lease*	62	69	66	62	58	58	67	49	68	40	72	82	77	80
Employment in the City	Yes	68	74	68	64	69	66	75	67	77	59	72	80	81	88
	No, a different community	64	73	62	57	63	62	74	68	74	61	71	79	78	87
	I am not currently employed*	54	74	54	51	43	48	63	48	62	41	64	73	69	81
	I am retired	67	73	69	59	70	63	80	76	82	69	77	84	84	90
Age	18 to 24*	85	87	82	81	87	88	73	67	78	66	78	67	76	83
	25 to 34*	49	68	50	43	42	43	67	53	66	39	66	80	82	83
	35 to 44	63	76	63	54	61	62	75	67	76	61	72	77	80	90
	45 to 54	63	72	61	57	63	61	74	68	76	60	70	82	79	87
	55 to 64	63	71	62	57	68	59	75	69	76	64	71	79	77	87
	65 or over	67	72	69	60	69	63	79	73	80	69	74	84	83	90
Education	Some high school or less*	97	100	-	100	100	89	94	100	100	89	89	89	89	100
	High school graduate	65	70	71	61	61	63	75	68	73	63	76	79	80	89
	Some college	69	76	68	64	68	70	70	60	67	54	68	77	78	87
	College graduate	61	73	61	54	61	57	74	66	76	59	72	80	78	86
	Graduate degree(s)	65	73	64	59	67	63	76	70	78	62	71	80	81	88
Income	\$25,000 or less*	78	83	79	78	73	76	78	76	80	71	84	78	77	83
	\$25,001 to \$50,000	71	73	71	66	73	70	75	61	77	61	72	79	86	89
	\$50,001 to \$100,000	65	72	64	61	67	62	69	61	72	51	63	76	77	80
	Over \$100,000	62	73	60	53	62	61	76	70	76	62	74	81	81	90
Marital Status	Single	71	77	70	74	69	66	71	63	70	56	72	78	77	83
	Married/living with partner	63	74	63	56	63	60	76	69	78	62	73	80	80	89
	Widowed/separated/divorced	66	71	66	62	67	66	71	64	74	57	61	77	79	86
People in Home	Child(ren) age 12 or under	62	76	60	54	60	61	75	66	76	58	73	79	81	90
	Child(ren) over age 12	64	70	61	59	66	62	74	67	76	61	71	77	78	87
	Spouse/partner	65	76	64	58	66	62	75	68	77	61	72	81	80	89
	Roommate*	43	40	42	42	48	43	60	49	50	38	56	69	78	78
	Dependent parent age 65+*	71	71	71	68	71	72	73	70	72	61	71	71	81	83
	None of these	70	78	68	67	68	69	76	68	78	63	77	79	81	87
Gender	Male	65	70	67	61	66	61	73	67	73	61	68	79	78	82
	Female	65	74	63	59	64	63	75	67	77	60	74	79	80	89
	Other*	61	78	33	-	67	67	65	67	56	56	-	67	67	78
Ethnicity	Asian	73	78	72	69	71	73	70	63	73	54	70	72	73	83
	White/Caucasian	64	73	62	57	64	61	75	68	76	61	73	81	80	88
	Black/African American*	61	77	53	53	62	58	81	77	84	53	73	92	94	93
	Hispanic/Latinx*	98	100	100	100	99	92	88	78	94	74	97	97	91	88
	Native/Indigenous*	8	13	13	0	13	0	42	0	10	0	44	100	-	100
	Other*	70	73	73	74	61	69	73	59	70	68	74	77	80	84
ZIP	48083	63	70	60	60	62	61	71	66	72	59	71	76	73	80
	48084	74	79	73	69	77	71	75	66	80	59	71	81	82	87
	48085	63	73	61	58	61	60	73	67	72	58	68	80	80	88
	48098	63	74	64	54	63	60	77	68	78	63	77	82	82	91
District	Avondale	57	64	54	54	59	53	73	54	71	56	76	80	82	90
	Birmingham*	68	78	70	58	72	61	67	67	64	50	59	76	73	80
	Bloomfield Hills*	75	87	79	71	69	69	85	79	86	84	88	86	84	90
	Royal Oak*	35	44	27	44	34	27	67	43	89	36	78	48	89	84
	Troy	66	74	66	59	66	63	76	69	77	61	72	81	81	88
	Warren*	60	70	66	62	52	50	64	60	67	59	68	68	59	71
Non Sample		-	60	72	60	50	60	58	76	69	81	61	76	80	86

* Cohort has lower response level which may increase score vari

<div>2021 Troy, Michigan</div> <div>Rating Questions</div> <div>Response Count 492</div>		Parks and Recreation					Library					Overall			
		Parks and Rec Overall	Parks/facilities meet your needs	Parks/facility maintenance and cleanliness	Quality of recreational programs	Variety of recreational programs	Library Overall	Hours of operation	Adequacy of resources to meet your needs	Quality of programming	Variety of programming	Overall ACSJ	Sat	Expectation	Ideal
Overall		81	82	83	80	78	80	73	82	82	81	73	78	71	71
Residency	One year or less*	79	84	84	72	74	100	100	-	-	-	84	90	83	79
	1-5 years	81	81	80	82	81	75	70	80	76	73	70	77	69	63
	6-10 years	78	80	82	76	76	75	64	78	80	79	73	76	71	71
	More than 10 years	82	82	84	81	79	81	76	83	83	82	74	79	71	71
Own or Rent	Own	81	83	84	80	78	80	73	82	83	81	75	80	72	72
	Rent/Lease*	80	74	77	86	83	77	72	76	81	80	65	71	64	60
Employment in the City	Yes	82	83	82	81	80	81	72	86	84	83	73	77	70	71
	No, a different community	79	81	82	77	77	77	71	79	80	78	73	78	71	69
	I am not currently employed*	81	82	87	80	76	79	74	80	80	81	69	74	68	66
	I am retired	84	83	88	84	82	84	79	86	86	86	78	82	76	76
Age	18 to 24*	87	91	92	82	82	93	88	93	94	94	85	87	83	84
	25 to 34*	79	78	79	81	78	74	69	76	77	77	63	70	60	58
	35 to 44	79	80	82	79	77	78	69	79	82	80	74	78	72	71
	45 to 54	79	82	81	78	77	76	69	80	78	76	74	80	71	70
	55 to 64	79	80	82	78	77	77	71	79	79	78	70	74	68	67
	65 or over	83	82	87	82	81	83	78	86	86	84	78	82	76	77
Education	Some high school or less*	100	100	100	-	-	-	-	-	-	-	93	100	89	89
	High school graduate	78	80	84	78	71	91	84	91	93	93	72	74	71	71
	Some college	82	82	88	79	78	84	78	86	87	87	75	79	72	74
	College graduate	82	82	84	81	80	79	72	81	82	81	73	80	71	69
	Graduate degree(s)	80	81	81	79	78	77	70	79	80	78	73	78	70	70
Income	\$25,000 or less*	80	78	80	83	80	90	82	86	96	96	74	80	71	70
	\$25,001 to \$50,000	84	88	91	80	77	84	76	87	88	88	81	83	79	81
	\$50,001 to \$100,000	81	82	84	79	80	82	76	84	84	83	73	77	73	70
	Over \$100,000	81	82	82	80	79	76	70	79	79	78	73	78	71	70
Marital Status	Single	84	86	88	83	81	86	81	87	88	88	75	80	72	72
	Married/living with partner	80	81	82	79	77	78	71	81	81	80	73	78	71	70
	Widowed/separated/divorced	81	83	82	81	79	79	70	83	81	81	76	80	74	73
People in Home	Child(ren) age 12 or under	79	80	81	79	76	75	66	79	79	78	72	77	70	70
	Child(ren) over age 12	79	80	82	78	77	75	66	79	79	78	71	77	69	67
	Spouse/partner	81	81	82	80	79	79	71	81	82	80	73	78	71	71
	Roommate*	80	72	84	81	81	42	33	44	44	44	63	71	62	57
	Dependent parent age 65+*	86	84	87	87	86	83	79	84	86	84	76	81	73	73
	None of these	83	86	90	80	77	91	88	92	92	92	79	82	77	78
Gender	Male	79	81	81	77	76	78	73	80	80	79	73	77	72	70
	Female	82	82	84	81	80	81	76	84	83	82	74	80	71	71
	Other*	89	89	89	-	-	33	-	-	-	33	67	-	-	67
Ethnicity	Asian	77	78	79	77	76	77	78	76	78	76	74	78	71	72
	White/Caucasian	82	82	83	81	80	81	72	83	84	83	74	79	72	70
	Black/African American*	84	82	91	84	80	59	44	67	62	62	76	81	77	71
	Hispanic/Latinx*	86	78	78	94	94	87	79	76	97	97	76	86	76	68
	Native/Indigenous*	50	33	67	-	-	11	11	11	11	11	15	34	11	0
	Other*	80	87	87	78	69	83	78	84	86	86	67	71	60	69
ZIP	48083	77	77	78	77	76	80	74	80	83	82	71	77	69	68
	48084	86	87	88	84	84	84	79	86	87	83	75	79	73	72
	48085	79	80	81	79	77	76	67	80	80	79	73	78	70	72
	48098	83	84	88	80	78	79	76	81	81	80	74	80	73	70
District	Avondale	80	80	86	77	77	65	61	69	66	66	68	73	66	66
	Birmingham*	79	83	81	74	79	76	73	80	77	72	65	73	63	58
	Bloomfield Hills*	82	80	83	81	84	94	82	92	100	100	76	87	71	71
	Royal Oak*	65	56	70	67	67	90	86	76	100	100	63	73	69	47
	Troy	82	82	84	81	79	81	73	83	83	82	75	80	73	72
	Warren*	74	78	73	74	70	79	73	81	81	82	62	69	54	63
Non Sample	-	80	79	83	80	78	77	68	81	80	79	70	76	69	64

* Cohort has lower response level which may increase score vari

2021 Troy, Michigan Rating Questions Response Count 492		Outcomes				
		Recommend Troy as a place to live	Remain living here five years from now	Be a community volunteer	Encourage someone to start a business here	Support current local elected officials
Overall		80	80	58	68	66
Residency	One year or less*	86	67	58	78	63
	1-5 years	73	73	51	60	63
	6-10 years	82	83	59	69	68
	More than 10 years	80	80	58	69	66
Own or Rent	Own	81	82	59	70	67
	Rent/Lease*	73	57	57	57	61
Employment in the City	Yes	81	81	67	70	66
	No, a different community	80	79	58	69	67
	I am not currently employed*	74	64	48	58	57
	I am retired	84	88	52	71	68
Age	18 to 24*	88	81	72	78	79
	25 to 34*	73	62	53	54	58
	35 to 44	81	82	62	70	67
	45 to 54	80	82	59	72	68
	55 to 64	77	79	53	64	58
	65 or over	83	86	52	71	67
Education	Some high school or less*	100	100	-	-	-
	High school graduate	82	88	52	62	57
	Some college	78	76	54	70	67
	College graduate	81	80	59	68	66
	Graduate degree(s)	80	79	59	68	66
Income	\$25,000 or less*	81	88	73	70	68
	\$25,001 to \$50,000	89	86	71	80	83
	\$50,001 to \$100,000	80	72	54	67	63
	Over \$100,000	79	83	58	69	63
Marital Status	Single	83	71	62	69	77
	Married/living with partner	80	83	57	69	63
	Widowed/separated/divorced	80	78	59	70	69
People in Home	Child(ren) age 12 or under	82	87	61	70	68
	Child(ren) over age 12	79	80	61	69	69
	Spouse/partner	81	83	57	69	64
	Roommate*	67	60	47	52	27
	Dependent parent age 65+*	83	80	73	77	76
	None of these	82	73	60	69	69
Gender	Male	82	80	57	68	64
	Female	80	80	60	69	67
	Other*	100	100	100	-	-
Ethnicity	Asian	77	70	63	71	67
	White/Caucasian	81	81	57	69	66
	Black/African American*	89	88	68	67	81
	Hispanic/Latinx*	86	89	74	67	61
	Native/Indigenous*	10	0	0	0	0
	Other*	81	91	69	62	68
ZIP	48083	79	79	56	68	66
	48084	81	80	59	69	69
	48085	81	79	53	67	62
	48098	79	80	62	70	67
District	Avondale	74	72	54	61	64
	Birmingham*	64	81	34	49	56
	Bloomfield Hills*	81	88	42	69	56
	Royal Oak*	81	86	63	50	58
	Troy	81	80	59	70	66
	Warren*	77	72	48	57	60
Non Sample	-	74	74	61	63	68

* Cohort has lower response level which may increase score vari

2021 Troy, Michigan
Rating Questions
Response Count 492

		Image													
		Image Overall	A safe place to live	An enjoyable place for children	An enjoyable place for young adults (age 18-35)	An enjoyable place for senior citizens (age 65+)	An enjoyable place for people to visit	Physically attractive/great curb appeal	A great place for families	A great place to have a business	A city that is growing responsibly	A safe place to bike and walk	A safe place to bike and walk at night	A perfect community for me	A place that is inclusive and celebrates diversity
Overall		80	90	87	73	84	76	78	87	82	73	76	69	77	83
Residency	One year or less*	82	96	96	67	83	70	79	84	81	81	83	73	82	87
	1-5 years	74	82	83	68	87	67	71	81	80	68	67	63	71	74
	6-10 years	78	88	87	73	84	73	74	88	82	72	72	63	76	80
	More than 10 years	80	91	87	74	83	77	80	87	83	73	77	71	78	84
Own or Rent	Own	81	90	87	76	84	76	80	88	82	74	77	70	79	84
	Rent/Lease*	73	82	84	62	90	68	64	78	88	66	66	59	63	73
Employment in the City	Yes	81	92	88	76	83	78	80	88	84	71	80	73	79	87
	No, a different community	79	89	86	74	83	76	79	86	81	73	72	68	76	81
	I am not currently employed*	71	86	84	53	87	56	67	80	76	63	73	60	66	76
	I am retired	85	92	90	83	87	83	82	90	89	80	79	72	84	89
Age	18 to 24*	90	94	92	80	92	83	89	89	89	93	94	89	92	98
	25 to 34*	71	88	84	60	84	62	69	81	77	60	62	60	62	73
	35 to 44	79	90	87	72	83	76	79	87	80	72	76	67	78	78
	45 to 54	78	89	86	73	82	72	76	87	81	71	72	67	74	79
	55 to 64	77	87	83	73	79	74	74	84	80	69	74	68	74	86
	65 or over	84	91	89	83	86	83	83	89	88	78	78	71	83	88
Education	Some high school or less*	100	100	100	100	100	100	100	100	100	100	100	100	100	100
	High school graduate	84	89	89	81	84	84	80	88	83	77	87	79	76	89
	Some college	84	90	87	78	89	79	81	82	86	82	84	78	83	89
	College graduate	79	90	88	72	86	73	77	88	82	70	72	66	77	84
	Graduate degree(s)	78	89	86	72	81	74	78	87	82	72	73	67	76	79
Income	\$25,000 or less*	85	90	88	83	89	88	81	88	87	82	83	80	79	91
	\$25,001 to \$50,000	89	94	93	80	90	84	90	90	90	87	88	87	88	92
	\$50,001 to \$100,000	79	90	89	70	84	73	77	87	82	72	76	68	77	79
	Over \$100,000	78	89	86	73	83	73	77	86	81	71	73	67	77	82
Marital Status	Single	82	90	88	70	90	74	79	84	92	79	81	73	78	84
	Married/living with partner	79	90	87	74	82	74	77	87	81	71	74	67	76	82
	Widowed/separated/divorced	84	92	92	82	86	86	81	90	87	81	77	68	82	87
People in Home	Child(ren) age 12 or under	79	91	87	73	83	73	79	88	80	74	74	70	79	80
	Child(ren) over age 12	78	88	84	73	81	73	76	86	82	71	74	68	74	78
	Spouse/partner	79	90	87	74	83	74	78	87	81	72	74	67	77	82
	Roommate*	68	72	70	50	93	60	68	78	86	54	66	57	63	62
	Dependent parent age 65+*	87	93	92	86	89	87	90	93	89	84	88	77	84	80
	None of these	85	94	91	78	89	80	84	86	84	84	87	81	80	89
Gender	Male	80	90	88	73	84	76	79	87	83	73	77	69	78	82
	Female	81	89	87	76	86	77	79	86	83	77	78	72	78	83
	Other*	90	78	100	100	100	100	100	100	-	78	78	78	89	78
Ethnicity	Asian	82	90	87	81	86	78	80	88	83	82	79	77	81	80
	White/Caucasian	80	90	88	74	86	76	78	87	83	73	76	69	78	83
	Black/African American*	77	92	88	84	81	84	82	88	77	67	54	62	70	73
	Hispanic/Latinx*	91	93	90	83	93	93	89	92	99	93	82	89	97	94
	Native/Indigenous*	17	23	22	0	100	0	11	22	-	0	13	13	0	0
	Other*	81	96	91	66	84	69	86	88	76	72	86	77	74	88
ZIP	48083	77	87	86	73	82	76	74	83	82	73	74	64	73	77
	48084	81	91	90	77	88	78	77	90	83	79	72	62	77	86
	48085	80	91	88	76	82	74	79	88	81	70	73	69	80	86
	48098	80	90	84	71	84	74	80	84	84	73	81	76	77	83
District	Avondale	74	82	82	57	87	62	76	81	81	64	77	70	66	73
	Birmingham*	74	82	80	73	84	69	68	82	70	71	71	56	69	88
	Bloomfield Hills*	81	89	87	70	83	78	86	87	86	71	87	56	81	89
	Royal Oak*	75	91	91	66	92	72	59	91	100	69	60	47	60	72
	Troy	81	91	87	76	83	77	79	88	83	74	77	70	79	84
	Warren*	75	88	88	71	83	72	71	80	79	66	73	67	68	71
Non Sample	-	74	88	84	64	80	72	72	86	81	64	66	60	68	81

* Cohort has lower response level which may increase score vari

<div>2021 Troy, Michigan</div> <div>Rating Questions</div> <div>Response Count 492</div>		Public Safety						Parks and Recreation							
		Ambulance services	Animal control	Building inspection	Code enforcement	Fire services	Police services	City parks (developed green spaces)	Daisy Knight Dog Park	Green space (undeveloped spaces)	Recreation programs	Sanctuary Lake Golf Course	Sylvan Glen Golf Course	Trails and pathways	Troy Family Aquatic Center
Overall		88	69	81	76	92	88	83	74	68	82	86	87	79	83
Residency	One year or less*	56	78	89	89	94	94	84	-	78	79	-	-	88	82
	1-5 years	89	56	87	68	93	77	79	83	72	87	88	88	76	89
	6-10 years	86	68	78	77	91	82	80	79	66	81	83	80	80	86
	More than 10 years	90	69	81	76	92	90	84	73	68	81	86	87	79	83
Own or Rent	Own	87	68	80	74	92	88	84	74	69	81	86	86	80	83
	Rent/Lease*	93	72	92	78	93	83	76	97	62	89	99	99	73	96
Employment in the City	Yes	90	70	83	78	93	92	87	78	67	82	87	89	82	84
	No, a different community	86	71	80	76	90	86	83	78	68	80	84	83	77	82
	I am not currently employed*	77	44	71	56	97	64	74	17	70	83	84	82	78	87
	I am retired	92	67	82	76	94	96	83	73	69	84	87	89	81	87
Age	18 to 24*	92	93	86	87	99	92	94	100	84	83	98	98	93	93
	25 to 34*	88	62	84	61	94	78	78	42	62	87	92	92	76	87
	35 to 44	83	68	80	79	91	88	84	86	68	79	86	82	79	83
	45 to 54	82	68	78	74	87	87	81	80	60	79	78	79	71	81
	55 to 64	87	67	81	78	91	88	81	71	66	80	83	86	78	78
	65 or over	92	64	80	73	92	94	83	73	71	84	87	89	80	84
Education	Some high school or less*	-	-	89	-	100	100	100	89	89	89	-	-	100	100
	High school graduate	92	81	84	84	94	92	83	83	79	86	89	88	89	84
	Some college	94	79	87	80	96	98	88	88	82	82	97	96	88	90
	College graduate	86	61	79	71	93	84	81	59	62	83	83	84	77	82
	Graduate degree(s)	87	68	80	76	89	87	83	80	66	80	82	83	76	82
Income	\$25,000 or less*	90	83	80	79	93	83	81	90	72	89	91	91	84	91
	\$25,001 to \$50,000	96	84	90	90	97	94	91	81	81	80	96	94	87	92
	\$50,001 to \$100,000	89	64	73	70	91	81	83	77	66	83	88	91	80	84
	Over \$100,000	84	67	81	76	92	89	82	79	66	81	83	83	77	82
Marital Status	Single	92	76	87	78	97	89	88	70	76	86	97	97	86	94
	Married/living with partner	87	66	80	76	91	88	82	76	66	80	82	84	78	81
	Widowed/separated/divorced	92	72	79	72	90	89	83	83	61	91	91	88	70	91
People in Home	Child(ren) age 12 or under	83	73	82	82	92	87	81	82	66	80	82	82	78	82
	Child(ren) over age 12	82	66	74	74	90	87	82	72	61	78	82	84	72	81
	Spouse/partner	87	67	81	77	91	87	82	78	68	81	84	84	79	82
	Roommate*	88	88	67	43	100	72	78	100	74	81	-	100	77	97
	Dependent parent age 65+*	86	82	84	80	90	90	90	84	77	88	90	89	82	88
	None of these	91	78	86	83	94	94	89	71	78	84	90	89	86	89
Gender	Male	87	66	80	76	90	86	81	84	66	78	86	86	77	82
	Female	88	73	81	77	93	89	86	77	72	84	86	87	81	84
	Other*	-	-	-	78	-	78	89	-	67	78	-	-	78	89
Ethnicity	Asian	84	79	84	79	87	83	82	89	73	82	81	79	79	83
	White/Caucasian	89	69	81	74	93	89	83	76	67	82	87	88	79	84
	Black/African American*	93	74	74	81	99	87	86	40	51	90	78	78	74	93
	Hispanic/Latinx*	100	81	78	74	92	89	80	-	60	100	90	91	76	92
	Native/Indigenous*	100	100	100	13	-	100	44	-	-	-	-	-	44	-
	Other*	92	83	84	89	91	93	86	90	86	74	83	78	80	87
ZIP	48083	88	71	81	80	90	84	78	78	63	80	86	88	76	88
	48084	87	72	83	77	92	81	88	90	77	86	88	90	82	86
	48085	87	68	79	70	93	91	84	70	61	81	86	84	77	80
	48098	90	66	82	76	91	91	83	71	73	82	84	87	81	84
District	Avondale	87	69	83	64	93	90	80	63	73	81	80	82	77	84
	Birmingham*	74	64	64	63	88	63	81	86	73	79	43	56	81	72
	Bloomfield Hills*	92	89	86	76	96	92	78	60	76	86	93	84	87	93
	Royal Oak*	100	-	67	56	90	59	56	100	37	91	-	100	74	100
	Troy	88	69	82	77	92	90	84	77	68	82	86	87	80	83
	Warren*	87	53	73	81	88	74	78	71	59	76	80	78	62	78
Non Sample		-	91	62	77	72	92	88	80	56	59	77	80	81	77

* Cohort has lower response level which may increase score vari

2021 Troy, Michigan Rating Questions Response Count 492		Other City Services									
		Billing and payments	Customer service at City Hall	Curbside recycling and garbage collection	Election and voting process	Farmers' market	Library services	Condition of local streets	Tree maintenance/replacement	Water and sewer services	Troy Community Center
Overall		82	84	89	84	74	82	73	77	83	86
Residency	One year or less*	81	88	91	70	89	-	81	83	81	81
	1-5 years	79	88	86	90	69	78	63	74	81	84
	6-10 years	79	82	84	83	76	83	73	79	81	84
	More than 10 years	83	84	90	86	76	83	74	76	84	87
Own or Rent	Own	81	83	89	86	73	83	73	77	83	86
	Rent/Lease*	83	92	86	89	89	82	68	72	81	88
Employment in the City	Yes	83	84	89	83	80	83	70	79	82	89
	No, a different community	78	81	87	84	74	82	73	73	82	83
	I am not currently employed*	82	86	92	84	79	81	72	77	81	84
	I am retired	88	89	92	88	70	86	78	79	89	88
Age	18 to 24*	94	93	94	90	94	92	82	92	90	92
	25 to 34*	79	83	87	83	76	79	61	71	81	83
	35 to 44	79	82	87	86	73	83	73	76	83	84
	45 to 54	80	81	87	83	74	80	74	77	79	87
	55 to 64	79	82	87	81	68	77	70	71	82	80
	65 or over	88	89	92	88	70	86	77	79	88	88
Education	Some high school or less*	100	100	100	100	-	-	100	100	-	100
	High school graduate	80	86	88	83	80	92	80	80	83	87
	Some college	93	94	94	90	84	82	77	86	90	90
	College graduate	81	84	89	82	70	84	73	74	84	86
	Graduate degree(s)	80	81	86	86	73	80	71	74	81	84
Income	\$25,000 or less*	81	86	86	89	86	91	79	76	81	89
	\$25,001 to \$50,000	90	93	96	90	86	89	78	88	91	87
	\$50,001 to \$100,000	79	84	90	83	76	86	72	80	84	89
	Over \$100,000	81	83	88	86	71	80	72	76	82	84
Marital Status	Single	88	91	93	90	89	88	73	78	87	90
	Married/living with partner	81	83	89	84	72	81	73	77	83	84
	Widowed/separated/divorced	81	81	84	78	64	84	67	69	82	91
People in Home	Child(ren) age 12 or under	79	82	87	83	74	80	72	78	82	84
	Child(ren) over age 12	80	83	88	84	77	80	70	76	82	87
	Spouse/partner	82	84	89	84	72	82	72	77	83	84
	Roommate*	90	89	92	79	91	50	71	76	86	100
	Dependent parent age 65+*	86	89	90	82	81	88	68	66	84	90
	None of these	86	89	92	87	81	91	81	82	89	88
Gender	Male	82	83	88	82	72	82	72	72	82	84
	Female	82	86	90	88	77	84	73	78	84	88
	Other*	100	100	100	100	67	67	78	67	78	89
Ethnicity	Asian	78	83	86	86	79	81	72	74	80	84
	White/Caucasian	83	86	90	86	74	82	74	78	84	87
	Black/African American*	74	80	84	89	69	81	66	81	87	88
	Hispanic/Latinx*	80	97	87	86	83	88	76	66	82	88
	Native/Indigenous*	78	89	100	100	100	22	31	41	-	-
	Other*	72	82	89	81	80	91	62	57	72	73
ZIP	48083	81	84	86	82	77	82	69	72	82	84
	48084	79	84	84	87	66	87	73	78	81	86
	48085	81	83	89	83	76	80	73	79	82	84
	48098	84	87	92	88	77	84	76	76	87	89
District	Avondale	81	82	92	90	86	77	69	68	80	80
	Birmingham*	70	71	68	80	19	72	59	66	64	59
	Bloomfield Hills*	92	81	91	73	94	87	68	77	86	93
	Royal Oak*	70	-	81	91	72	86	81	72	81	86
	Troy	83	86	90	84	76	83	76	79	84	87
	Warren*	74	82	84	76	69	83	50	54	72	80
Non Sample		-	81	82	87	88	67	83	73	86	84

* Cohort has lower response level which may increase score vari

<div>2021 Troy, Michigan</div> <div>Distribution Questions</div> <div>Response Count 492</div>		Frequently of contact				Use Troy's parks and recreation				Use of Troy's local library			
		Never	Fewer than 6 times a year	6-12 times a year	More than 12 times a year	Never	Fewer than 6 times a year	6-12 times a year	More than 12 times a year	Never	Fewer than 6 times a year	6-12 times a year	More than 12 times a year
Overall	Overall	28%	62%	7%	1%	8%	37%	23%	30%	25%	37%	17%	21%
Residency	One year or less*	9%	91%	-	-	30%	-	-	70%	100%	-	-	-
	1-5 years	45%	51%	-	3%	5%	28%	24%	41%	27%	27%	29%	18%
	6-10 years	26%	70%	3%	-	4%	40%	20%	34%	21%	31%	16%	32%
	More than 10 years	27%	60%	9%	0%	9%	39%	24%	27%	23%	40%	16%	19%
Own or Rent	Own	27%	62%	7%	1%	8%	38%	21%	32%	23%	38%	17%	21%
	Rent/Lease*	45%	55%	-	-	13%	16%	39%	31%	34%	30%	21%	15%
Employment in the City	Yes	32%	52%	11%	2%	2%	42%	21%	32%	27%	41%	13%	18%
	No, a different community	23%	70%	6%	-	7%	31%	32%	29%	22%	36%	20%	22%
	I am not currently employed*	48%	39%	2%	-	9%	37%	7%	44%	42%	29%	9%	20%
	I am retired	23%	67%	6%	1%	16%	45%	13%	23%	20%	38%	17%	22%
Age	18 to 24*	30%	50%	10%	-	-	30%	30%	40%	10%	50%	10%	30%
	25 to 34*	32%	63%	5%	-	5%	16%	32%	47%	37%	26%	16%	21%
	35 to 44	31%	61%	4%	2%	2%	37%	22%	37%	28%	35%	17%	20%
	45 to 54	27%	64%	7%	1%	4%	42%	28%	25%	16%	41%	21%	20%
	55 to 64	25%	63%	8%	-	18%	47%	14%	18%	34%	37%	14%	14%
	65 or over	24%	65%	7%	1%	14%	43%	16%	24%	23%	35%	19%	22%
Education	Some high school or less*	-	100%	-	-	-	100%	-	-	100%	-	-	-
	High school graduate	34%	66%	-	-	22%	51%	6%	22%	33%	40%	22%	6%
	Some college	40%	48%	11%	-	10%	23%	32%	32%	21%	35%	16%	27%
	College graduate	30%	59%	6%	1%	8%	44%	20%	26%	28%	40%	11%	21%
	Graduate degree(s)	20%	69%	7%	1%	6%	33%	24%	35%	23%	34%	21%	21%
Income	\$25,000 or less*	9%	88%	2%	-	5%	44%	32%	17%	23%	42%	18%	18%
	\$25,001 to \$50,000	30%	49%	11%	-	7%	46%	13%	34%	16%	50%	14%	20%
	\$50,001 to \$100,000	35%	58%	5%	1%	8%	45%	23%	23%	25%	31%	11%	32%
	Over \$100,000	24%	66%	6%	1%	8%	32%	25%	33%	26%	33%	21%	20%
Marital Status	Single	34%	52%	9%	-	3%	29%	32%	35%	26%	43%	20%	12%
	Married/living with partner	25%	65%	6%	1%	9%	40%	19%	30%	26%	35%	16%	22%
	Widowed/separated/divorced	36%	58%	7%	-	27%	38%	11%	24%	26%	38%	20%	15%
People in Home	Child(ren) age 12 or under	28%	67%	3%	2%	3%	28%	24%	44%	24%	34%	20%	23%
	Child(ren) over age 12	26%	61%	7%	1%	5%	45%	23%	26%	18%	42%	16%	23%
	Spouse/partner	26%	64%	6%	1%	7%	37%	23%	31%	25%	33%	16%	25%
	Roommate*	15%	85%	-	-	5%	56%	15%	23%	54%	23%	23%	-
	Dependent parent age 65+*	9%	70%	17%	-	7%	72%	12%	7%	4%	75%	14%	8%
	None of these	29%	57%	7%	-	14%	30%	16%	39%	25%	34%	20%	21%
Gender	Male	28%	58%	9%	-	8%	39%	22%	29%	32%	38%	18%	11%
	Female	28%	65%	5%	1%	8%	36%	22%	33%	20%	35%	18%	26%
	Other*	-	100%	-	-	-	-	100%	-	-	100%	-	-
Ethnicity	Asian	27%	64%	5%	1%	5%	31%	30%	33%	14%	45%	23%	18%
	White/Caucasian	26%	65%	6%	1%	9%	36%	23%	31%	27%	34%	16%	22%
	Black/African American*	28%	72%	-	-	5%	33%	20%	42%	23%	20%	15%	42%
	Hispanic/Latinx*	12%	88%	-	-	4%	58%	38%	-	16%	84%	-	-
	Native/Indigenous*	13%	87%	-	-	13%	-	-	87%	13%	-	87%	-
	Other*	24%	35%	17%	-	8%	58%	13%	21%	13%	61%	26%	-
ZIP	48083	32%	62%	5%	-	7%	41%	25%	26%	27%	38%	17%	17%
	48084	33%	59%	4%	2%	8%	33%	24%	34%	20%	30%	16%	34%
	48085	23%	69%	5%	0%	9%	37%	28%	25%	26%	34%	19%	20%
	48098	27%	56%	11%	1%	7%	38%	15%	37%	25%	42%	14%	17%
District	Avondale	29%	46%	12%	-	8%	36%	21%	28%	32%	38%	21%	7%
	Birmingham*	36%	57%	7%	-	12%	55%	21%	12%	40%	7%	22%	31%
	Bloomfield Hills*	45%	47%	-	-	17%	51%	-	32%	45%	34%	-	13%
	Royal Oak*	16%	84%	-	-	10%	48%	42%	-	6%	52%	-	42%
	Troy	28%	65%	4%	1%	8%	36%	24%	31%	24%	37%	16%	22%
	Warren*	28%	54%	18%	-	14%	51%	15%	20%	36%	39%	25%	-
Overall	Overall	10%	76%	4%	3%	4%	33%	24%	36%	16%	31%	18%	35%

* Cohort has lower response level which may increase score variation

2021 Troy, Michigan Distribution Questions Response Count 492		Budget Priorities													
		Ambulance services	Animal control	Building inspection	Code enforcement	Fire services	Police services	City parks	Daisy Knight Dog Park	Green space	Recreation programs	Sanctuary Lake Golf Course	Sylvan Glen Golf Course	Trails and pathways	Troy Family Aquatic Center
Overall	Overall	46%	12%	8%	10%	63%	71%	50%	4%	32%	15%	6%	7%	43%	15%
Residency	One year or less*	40%	-	-	-	60%	60%	40%	-	9%	9%	-	-	70%	-
	1-5 years	33%	10%	9%	8%	47%	51%	64%	19%	34%	12%	-	2%	51%	18%
	6-10 years	42%	8%	13%	13%	56%	57%	56%	2%	38%	19%	4%	7%	53%	23%
	More than 10 years	49%	14%	8%	10%	66%	77%	47%	3%	31%	15%	7%	8%	39%	13%
Own or Rent	Own	46%	12%	8%	10%	63%	71%	49%	4%	31%	16%	5%	7%	42%	16%
	Rent/Lease*	49%	20%	17%	10%	50%	52%	56%	12%	35%	17%	-	-	57%	5%
Employment in the City	Yes	52%	27%	6%	5%	69%	78%	49%	1%	27%	15%	8%	10%	43%	22%
	No, a different community	46%	7%	5%	9%	61%	72%	59%	6%	32%	18%	5%	6%	50%	17%
	I am not currently employed*	27%	7%	27%	15%	39%	27%	44%	7%	57%	7%	2%	2%	40%	3%
	I am retired	46%	10%	9%	18%	71%	82%	33%	2%	22%	14%	8%	8%	30%	8%
Age	18 to 24*	60%	20%	30%	10%	70%	60%	30%	10%	50%	10%	-	-	20%	-
	25 to 34*	32%	16%	5%	5%	42%	47%	63%	11%	37%	11%	5%	5%	58%	16%
	35 to 44	41%	9%	4%	6%	59%	70%	70%	-	28%	28%	6%	9%	57%	30%
	45 to 54	47%	8%	5%	8%	58%	73%	59%	4%	34%	14%	7%	6%	51%	20%
	55 to 64	51%	11%	7%	13%	69%	77%	38%	2%	28%	11%	8%	10%	39%	12%
	65 or over	46%	14%	9%	17%	74%	84%	36%	2%	23%	16%	7%	8%	30%	9%
Education	Some high school or less*	100%	-	-	-	100%	100%	100%	-	-	-	-	-	-	-
	High school graduate	60%	8%	2%	8%	78%	78%	35%	-	14%	10%	5%	5%	20%	10%
	Some college	51%	24%	18%	7%	75%	77%	42%	14%	28%	18%	1%	2%	28%	6%
	College graduate	44%	10%	8%	14%	58%	63%	52%	3%	39%	14%	4%	6%	43%	12%
	Graduate degree(s)	44%	10%	6%	8%	60%	74%	53%	2%	28%	16%	9%	10%	53%	22%
Income	\$25,000 or less*	74%	-	2%	12%	78%	67%	46%	-	49%	5%	3%	3%	35%	4%
	\$25,001 to \$50,000	44%	26%	14%	7%	54%	60%	39%	13%	24%	32%	2%	2%	41%	9%
	\$50,001 to \$100,000	52%	12%	12%	8%	72%	76%	46%	1%	39%	13%	2%	3%	29%	13%
	Over \$100,000	41%	11%	6%	9%	59%	72%	57%	5%	29%	15%	8%	10%	51%	20%
Marital Status	Single	54%	19%	16%	11%	62%	58%	45%	10%	34%	12%	1%	1%	38%	2%
	Married/living with partner	43%	11%	6%	10%	62%	74%	53%	2%	30%	15%	8%	10%	45%	19%
	Widowed/separated/divorced	55%	10%	2%	15%	75%	81%	36%	-	28%	17%	-	-	24%	15%
People in Home	Child(ren) age 12 or under	36%	16%	6%	6%	52%	62%	65%	2%	28%	25%	7%	9%	56%	31%
	Child(ren) over age 12	50%	18%	10%	8%	61%	77%	49%	2%	36%	14%	5%	7%	44%	18%
	Spouse/partner	43%	13%	8%	10%	60%	70%	54%	3%	31%	15%	7%	8%	46%	19%
	Roommate*	77%	23%	-	-	77%	44%	89%	23%	56%	5%	-	-	66%	-
	Dependent parent age 65+*	60%	4%	7%	12%	67%	78%	37%	-	27%	2%	7%	4%	35%	23%
	None of these	44%	6%	13%	12%	66%	73%	36%	8%	30%	18%	3%	4%	31%	6%
Gender	Male	41%	9%	11%	10%	61%	70%	51%	3%	31%	12%	9%	9%	42%	15%
	Female	49%	15%	7%	9%	62%	71%	48%	5%	30%	17%	3%	5%	44%	13%
	Other*	-	-	-	-	-	-	100%	-	100%	-	-	-	100%	100%
Ethnicity	Asian	40%	5%	20%	9%	41%	62%	47%	-	53%	9%	5%	8%	47%	13%
	White/Caucasian	44%	15%	6%	9%	67%	72%	52%	5%	31%	17%	6%	7%	44%	15%
	Black/African American*	15%	-	15%	15%	15%	30%	10%	10%	62%	57%	-	-	70%	47%
	Hispanic/Latinx*	58%	-	-	4%	62%	62%	58%	-	64%	-	-	-	38%	15%
	Native/Indigenous*	-	87%	-	-	-	13%	87%	87%	87%	-	-	-	87%	-
	Other*	63%	3%	-	8%	39%	50%	45%	-	13%	7%	-	-	33%	14%
ZIP	48083	56%	16%	8%	9%	66%	73%	50%	1%	29%	7%	3%	2%	40%	13%
	48084	48%	14%	15%	15%	57%	62%	48%	8%	33%	12%	5%	4%	48%	16%
	48085	40%	10%	7%	11%	62%	71%	51%	2%	33%	21%	6%	10%	39%	17%
	48098	44%	11%	7%	8%	64%	74%	49%	6%	31%	17%	9%	9%	47%	14%
District	Avondale	44%	23%	-	7%	52%	60%	64%	10%	29%	21%	7%	6%	49%	7%
	Birmingham*	72%	3%	12%	5%	83%	60%	45%	28%	37%	-	7%	-	60%	3%
	Bloomfield Hills*	70%	-	-	21%	87%	100%	45%	-	26%	36%	13%	13%	45%	-
	Royal Oak*	16%	-	-	10%	6%	16%	94%	-	94%	-	-	-	84%	-
	Troy	46%	13%	9%	11%	64%	73%	47%	1%	30%	14%	6%	8%	41%	16%
	Warren*	46%	9%	22%	10%	63%	67%	45%	-	24%	5%	-	-	22%	14%
Overall	Overall	42%	9%	4%	14%	62%	67%	51%	5%	36%	20%	2%	5%	45%	22%

* Cohort has lower response level which may increase score variability

2021 Troy, Michigan Distribution Questions Response Count 492											
		Billing and payments	Customer service at City Hall	Curbside recycling and garbage collection	Elections and voting	Farmers' market	Library services	Condition of streets	Tree maintenance/replacement	Water and sewer services	Troy Community Center
Overall	Overall	6%	7%	39%	16%	18%	38%	50%	17%	37%	28%
Residency	One year or less*	-	-	-	30%	-	9%	60%	-	60%	40%
	1-5 years	5%	2%	27%	8%	13%	63%	49%	13%	15%	27%
	6-10 years	4%	2%	26%	14%	26%	50%	49%	12%	48%	27%
	More than 10 years	6%	9%	44%	17%	18%	33%	51%	19%	36%	29%
Own or Rent	Own	6%	6%	39%	15%	18%	37%	49%	17%	36%	29%
	Rent/Lease*	-	4%	21%	22%	21%	49%	62%	25%	47%	26%
Employment in the City	Yes	11%	7%	45%	5%	15%	37%	51%	13%	38%	32%
	No, a different community	5%	6%	34%	16%	21%	41%	49%	17%	35%	30%
	I am not currently employed*	1%	1%	28%	15%	24%	32%	46%	17%	34%	20%
	I am retired	4%	13%	46%	29%	12%	34%	54%	21%	40%	26%
Age	18 to 24*	10%	-	30%	20%	20%	20%	40%	20%	30%	30%
	25 to 34*	5%	11%	26%	5%	26%	42%	47%	16%	37%	37%
	35 to 44	7%	2%	35%	7%	24%	43%	46%	13%	26%	28%
	45 to 54	5%	5%	41%	15%	18%	46%	52%	16%	38%	27%
	55 to 64	2%	11%	44%	18%	14%	35%	61%	19%	41%	21%
	65 or over	6%	11%	46%	27%	11%	36%	51%	18%	43%	30%
Education	Some high school or less*	-	-	100%	100%	-	-	100%	-	-	-
	High school graduate	8%	14%	49%	30%	13%	35%	67%	21%	42%	24%
	Some college	10%	7%	38%	17%	12%	25%	46%	17%	29%	23%
	College graduate	6%	8%	35%	16%	22%	35%	50%	21%	36%	28%
	Graduate degree(s)	3%	6%	41%	14%	18%	46%	49%	13%	39%	32%
Income	\$25,000 or less*	-	2%	28%	25%	31%	36%	60%	13%	64%	21%
	\$25,001 to \$50,000	9%	8%	45%	14%	19%	34%	39%	18%	29%	36%
	\$50,001 to \$100,000	8%	9%	34%	16%	19%	43%	51%	18%	33%	32%
	Over \$100,000	4%	4%	38%	12%	17%	41%	50%	14%	35%	27%
Marital Status	Single	11%	7%	46%	20%	17%	32%	59%	26%	38%	33%
	Married/living with partner	4%	6%	37%	15%	18%	39%	49%	14%	38%	28%
	Widowed/separated/divorced	2%	11%	51%	29%	9%	33%	60%	17%	33%	29%
People in Home	Child(ren) age 12 or under	4%	2%	33%	6%	20%	44%	43%	8%	30%	36%
	Child(ren) over age 12	10%	4%	40%	12%	17%	44%	53%	13%	39%	29%
	Spouse/partner	5%	6%	38%	13%	17%	42%	52%	15%	35%	30%
	Roommate*	-	23%	5%	5%	46%	52%	54%	-	38%	5%
	Dependent parent age 65+*	17%	25%	40%	14%	33%	51%	57%	23%	36%	39%
Gender	None of these	2%	6%	43%	31%	12%	24%	52%	23%	39%	25%
	Male	3%	8%	38%	20%	18%	32%	57%	25%	44%	20%
	Female	8%	7%	38%	14%	19%	42%	49%	13%	31%	32%
	Other*	-	-	-	-	-	100%	-	-	-	100%
Ethnicity	Asian	3%	4%	24%	14%	13%	32%	68%	31%	41%	22%
	White/Caucasian	5%	5%	39%	16%	19%	39%	46%	16%	35%	30%
	Black/African American*	14%	15%	33%	23%	19%	67%	38%	-	33%	57%
	Hispanic/Latinx*	-	-	12%	-	72%	38%	12%	31%	54%	57%
	Native/Indigenous*	-	13%	13%	13%	87%	100%	13%	13%	13%	-
	Other*	20%	29%	54%	10%	35%	37%	72%	27%	46%	10%
ZIP	48083	13%	9%	43%	24%	16%	33%	60%	23%	45%	20%
	48084	2%	3%	36%	22%	23%	48%	61%	16%	39%	31%
	48085	3%	8%	37%	13%	17%	39%	47%	13%	33%	36%
	48098	4%	6%	38%	11%	19%	35%	41%	18%	33%	26%
District	Avondale	9%	7%	49%	12%	27%	25%	48%	9%	28%	32%
	Birmingham*	-	7%	25%	3%	7%	43%	70%	5%	47%	12%
	Bloomfield Hills*	-	13%	30%	-	-	21%	77%	8%	57%	8%
	Royal Oak*	6%	-	6%	-	84%	42%	6%	52%	100%	42%
	Troy	4%	6%	39%	18%	18%	39%	50%	16%	35%	30%
	Warren*	24%	25%	46%	22%	-	45%	78%	35%	50%	7%
Overall	Overall	4%	5%	34%	22%	17%	52%	49%	18%	35%	28%

* Cohort has lower response level which may increase score variability

2021 Troy, Michigan Distribution Questions Response Count 492		Potential Improvements													
		Aquatic center	Community center	Disc golf courses	Dog parks	Farmers'/artisan market	Green space	Indoor athletic/recreational space	Landscaping in medians	New gateway signage	New library building	Outdoor athletic fields/courts	Outdoor event/performance space	Park restrooms	Park shelters
Overall	Overall	24%	29%	9%	9%	39%	36%	20%	22%	4%	18%	21%	37%	33%	12%
Residency	One year or less*	-	30%	-	30%	40%	9%	91%	-	-	-	30%	40%	40%	-
	1-5 years	39%	33%	5%	23%	38%	24%	20%	16%	7%	16%	29%	37%	29%	12%
	6-10 years	24%	24%	12%	9%	40%	46%	32%	20%	-	21%	18%	50%	28%	12%
	More than 10 years	23%	30%	9%	7%	39%	36%	15%	24%	4%	19%	20%	33%	35%	12%
Own or Rent	Own	26%	30%	9%	7%	38%	35%	22%	22%	4%	17%	22%	36%	32%	12%
	Rent/Lease*	19%	38%	-	29%	46%	38%	21%	22%	1%	23%	17%	36%	49%	15%
Employment in the City	Yes	38%	32%	6%	6%	41%	40%	19%	23%	6%	14%	22%	39%	40%	16%
	No, a different community	25%	32%	8%	12%	42%	33%	24%	19%	3%	21%	27%	35%	33%	12%
	I am not currently employed*	12%	16%	29%	16%	31%	43%	19%	26%	3%	20%	9%	48%	23%	2%
	I am retired	14%	28%	3%	4%	35%	34%	14%	26%	4%	15%	11%	29%	31%	11%
Age	18 to 24*	30%	30%	20%	10%	20%	30%	20%	30%	-	30%	20%	20%	30%	20%
	25 to 34*	26%	42%	11%	32%	47%	32%	26%	11%	-	26%	16%	47%	26%	11%
	35 to 44	35%	30%	9%	-	43%	35%	24%	13%	7%	19%	39%	48%	31%	9%
	45 to 54	29%	26%	8%	8%	45%	42%	21%	32%	2%	18%	24%	39%	42%	12%
	55 to 64	15%	21%	7%	9%	43%	39%	17%	25%	3%	10%	12%	34%	31%	12%
	65 or over	14%	30%	3%	3%	31%	33%	15%	22%	7%	14%	15%	29%	34%	12%
Education	Some high school or less*	-	-	-	-	-	-	-	-	-	-	-	-	100%	100%
	High school graduate	14%	35%	-	3%	47%	21%	19%	25%	4%	23%	4%	22%	38%	29%
	Some college	38%	30%	7%	14%	32%	25%	15%	13%	3%	19%	22%	29%	37%	22%
	College graduate	21%	26%	11%	11%	38%	41%	20%	23%	3%	18%	20%	37%	28%	6%
	Graduate degree(s)	24%	31%	8%	7%	42%	38%	22%	24%	5%	17%	23%	41%	35%	11%
Income	\$25,000 or less*	38%	49%	3%	-	60%	54%	37%	24%	-	33%	21%	13%	28%	13%
	\$25,001 to \$50,000	17%	27%	3%	26%	29%	24%	20%	11%	2%	10%	13%	28%	33%	30%
	\$50,001 to \$100,000	17%	39%	13%	8%	38%	36%	18%	24%	3%	24%	18%	34%	41%	8%
	Over \$100,000	29%	24%	8%	8%	39%	37%	21%	23%	5%	18%	26%	40%	33%	11%
Marital Status	Single	26%	35%	7%	21%	35%	34%	18%	28%	5%	20%	17%	36%	35%	17%
	Married/living with partner	25%	27%	8%	5%	41%	39%	20%	21%	3%	16%	24%	37%	33%	11%
	Widowed/separated/divorced	11%	34%	2%	8%	34%	34%	17%	37%	11%	10%	15%	43%	37%	16%
People in Home	Child(ren) age 12 or under	38%	34%	9%	9%	41%	37%	25%	10%	2%	20%	29%	46%	37%	15%
	Child(ren) over age 12	30%	31%	7%	9%	34%	40%	25%	31%	3%	19%	24%	35%	40%	14%
	Spouse/partner	28%	29%	8%	8%	40%	36%	20%	21%	2%	16%	21%	38%	33%	12%
	Roommate*	-	23%	23%	23%	52%	62%	38%	5%	5%	46%	5%	33%	-	-
	Dependent parent age 65+*	23%	57%	14%	3%	55%	40%	23%	36%	10%	39%	17%	29%	14%	10%
	None of these	13%	26%	13%	18%	34%	27%	18%	22%	6%	23%	17%	34%	35%	16%
Gender	Male	16%	25%	11%	9%	30%	37%	23%	22%	4%	14%	22%	32%	39%	14%
	Female	28%	31%	8%	9%	45%	33%	19%	24%	4%	20%	19%	37%	29%	9%
	Other*	100%	-	-	-	100%	100%	-	-	-	-	-	100%	100%	-
Ethnicity	Asian	17%	30%	20%	5%	27%	44%	20%	32%	6%	27%	21%	34%	37%	10%
	White/Caucasian	26%	29%	7%	10%	42%	37%	20%	22%	4%	18%	22%	39%	32%	12%
	Black/African American*	25%	25%	-	42%	28%	30%	60%	25%	-	37%	38%	51%	25%	5%
	Hispanic/Latinx*	39%	38%	-	-	76%	64%	8%	46%	-	38%	-	8%	4%	4%
	Native/Indigenous*	-	-	-	87%	87%	100%	-	-	-	87%	-	-	13%	13%
	Other*	5%	26%	-	5%	31%	11%	21%	4%	-	22%	-	22%	25%	20%
ZIP	48083	35%	35%	5%	6%	42%	37%	24%	19%	4%	18%	23%	28%	41%	17%
	48084	19%	23%	8%	12%	43%	40%	28%	35%	8%	11%	16%	45%	31%	8%
	48085	26%	36%	10%	6%	31%	36%	16%	18%	3%	18%	19%	42%	30%	13%
	48098	18%	22%	10%	14%	43%	33%	18%	22%	3%	22%	24%	32%	32%	9%
District	Avondale	9%	12%	4%	29%	49%	44%	12%	19%	4%	14%	13%	47%	28%	5%
	Birmingham*	26%	25%	-	21%	10%	42%	64%	12%	-	7%	3%	17%	12%	8%
	Bloomfield Hills*	13%	21%	13%	-	57%	26%	49%	13%	-	-	36%	49%	36%	-
	Royal Oak*	42%	52%	42%	10%	84%	94%	-	-	-	-	-	42%	-	-
	Troy	27%	32%	9%	5%	39%	35%	19%	24%	4%	19%	21%	36%	33%	11%
	Warren*	11%	26%	2%	3%	44%	22%	13%	26%	6%	26%	19%	27%	60%	25%
Overall	Overall	27%	23%	7%	15%	46%	54%	20%	16%	6%	26%	23%	37%	33%	10%

* Cohort has lower response level which may increase score variability

2021 Troy, Michigan Distribution Questions Response Count 492								
		Playgrounds, indoor	Playgrounds, outdoor	Recreation programs	Sidewalks	Street maintenance	Walking/biking trails	Other (note below)
Overall	Overall	10%	21%	21%	37%	49%	63%	7%
Residency	One year or less*	30%	60%	9%	40%	30%	100%	-
	1-5 years	22%	11%	14%	42%	36%	70%	8%
	6-10 years	14%	19%	33%	24%	53%	70%	1%
	More than 10 years	7%	22%	19%	39%	50%	60%	8%
Own or Rent	Own	11%	23%	20%	37%	48%	64%	4%
	Rent/Lease*	9%	6%	26%	45%	56%	65%	20%
Employment in the City	Yes	8%	24%	32%	43%	50%	69%	6%
	No, a different community	13%	25%	16%	32%	46%	67%	6%
	I am not currently employed*	10%	13%	23%	50%	47%	68%	14%
	I am retired	6%	14%	18%	34%	55%	47%	6%
Age	18 to 24*	10%	30%	30%	40%	50%	70%	-
	25 to 34*	16%	16%	16%	47%	32%	68%	16%
	35 to 44	19%	31%	28%	30%	48%	65%	6%
	45 to 54	7%	20%	20%	44%	49%	72%	7%
	55 to 64	6%	20%	14%	30%	60%	65%	7%
	65 or over	7%	14%	20%	34%	51%	47%	5%
Education	Some high school or less*	-	-	-	100%	-	-	-
	High school graduate	10%	11%	13%	34%	66%	53%	3%
	Some college	5%	27%	28%	39%	39%	67%	2%
	College graduate	14%	21%	19%	36%	50%	62%	11%
	Graduate degree(s)	9%	21%	20%	38%	49%	65%	4%
Income	\$25,000 or less*	24%	26%	7%	35%	64%	71%	11%
	\$25,001 to \$50,000	11%	18%	31%	37%	44%	42%	2%
	\$50,001 to \$100,000	2%	20%	23%	41%	48%	60%	9%
	Over \$100,000	13%	25%	18%	36%	48%	68%	5%
Marital Status	Single	8%	18%	26%	45%	57%	65%	9%
	Married/living with partner	10%	24%	19%	35%	49%	61%	6%
	Widowed/separated/divorced	7%	15%	22%	21%	68%	65%	-
People in Home	Child(ren) age 12 or under	16%	34%	27%	36%	40%	61%	6%
	Child(ren) over age 12	11%	24%	20%	41%	53%	67%	5%
	Spouse/partner	12%	23%	21%	38%	48%	61%	7%
	Roommate*	-	-	23%	77%	48%	95%	-
	Dependent parent age 65+*	31%	28%	27%	48%	55%	68%	4%
Gender	None of these	3%	10%	22%	27%	52%	71%	5%
	Male	5%	21%	21%	35%	57%	63%	10%
	Female	12%	22%	21%	41%	45%	65%	5%
	Other*	-	100%	-	-	-	100%	-
Ethnicity	Asian	8%	15%	21%	46%	54%	83%	12%
	White/Caucasian	10%	23%	21%	36%	45%	62%	8%
	Black/African American*	37%	5%	15%	28%	38%	65%	-
	Hispanic/Latinx*	38%	46%	-	20%	16%	35%	35%
	Native/Indigenous*	-	-	-	100%	-	87%	-
	Other*	12%	7%	8%	30%	90%	62%	4%
ZIP	48083	5%	14%	16%	45%	56%	67%	9%
	48084	13%	10%	25%	44%	55%	71%	2%
	48085	15%	25%	23%	33%	46%	60%	8%
	48098	7%	28%	20%	31%	43%	61%	7%
District	Avondale	-	11%	13%	48%	52%	53%	16%
	Birmingham*	21%	-	8%	67%	54%	83%	-
	Bloomfield Hills*	-	26%	-	8%	100%	49%	-
	Royal Oak*	-	-	42%	10%	10%	94%	42%
	Troy	11%	24%	22%	35%	47%	63%	5%
	Warren*	5%	8%	12%	51%	81%	61%	15%
Overall	Overall	12%	31%	22%	34%	46%	64%	6%

* Cohort has lower response level which may increase score variability

2021 Troy, Michigan Distribution Questions Response Count 492		Potential athletic space additions/enhancements													
		Baseball	Basketball	Cricket	Fitness class space	Flexible multi-sport space	Handball/racquetball	Pickleball	Soccer	Swimming	Tennis	Volleyball	Strength training	Winter sports (skating, sledding, skiing, etc.)	Other (note below)
Overall	Overall	14%	21%	5%	25%	33%	6%	12%	16%	31%	21%	11%	25%	53%	9%
Residency	One year or less*	30%	60%	-	70%	40%	-	9%	-	30%	9%	-	30%	9%	-
	1-5 years	6%	22%	3%	17%	40%	6%	-	11%	48%	34%	7%	32%	59%	9%
	6-10 years	11%	18%	11%	22%	41%	3%	4%	12%	42%	21%	12%	17%	67%	9%
	More than 10 years	15%	20%	4%	26%	30%	7%	15%	18%	27%	20%	12%	25%	51%	9%
Own or Rent	Own	14%	20%	5%	25%	34%	7%	11%	15%	34%	20%	12%	25%	55%	10%
	Rent/Lease*	17%	39%	-	31%	30%	1%	3%	24%	26%	30%	13%	33%	44%	5%
Employment in the City	Yes	19%	24%	6%	35%	47%	6%	12%	21%	35%	27%	13%	34%	55%	10%
	No, a different community	14%	26%	4%	20%	31%	8%	13%	18%	38%	21%	12%	24%	61%	10%
	I am not currently employed*	-	17%	10%	17%	31%	-	2%	11%	24%	31%	13%	27%	51%	10%
	I am retired	15%	7%	3%	29%	23%	5%	14%	7%	18%	10%	5%	15%	36%	6%
Age	18 to 24*	20%	50%	10%	20%	30%	-	10%	30%	30%	40%	30%	50%	70%	10%
	25 to 34*	11%	37%	-	26%	37%	5%	5%	21%	21%	21%	16%	42%	37%	-
	35 to 44	7%	26%	6%	22%	39%	9%	7%	22%	50%	26%	7%	24%	78%	17%
	45 to 54	18%	15%	7%	27%	44%	7%	16%	15%	38%	20%	11%	19%	60%	11%
	55 to 64	13%	7%	6%	23%	24%	9%	17%	10%	28%	18%	6%	16%	44%	10%
	65 or over	16%	10%	2%	29%	24%	4%	12%	5%	22%	13%	6%	14%	38%	6%
Education	Some high school or less*	-	-	-	-	-	-	-	100%	-	-	-	-	-	-
	High school graduate	32%	13%	-	38%	23%	-	5%	12%	36%	11%	15%	22%	43%	5%
	Some college	21%	29%	-	19%	31%	1%	14%	19%	23%	27%	17%	31%	67%	7%
	College graduate	13%	23%	4%	20%	31%	7%	12%	15%	27%	20%	11%	26%	53%	13%
	Graduate degree(s)	10%	18%	8%	31%	37%	8%	12%	15%	37%	21%	8%	22%	50%	7%
Income	\$25,000 or less*	18%	57%	-	36%	24%	5%	5%	44%	57%	24%	16%	72%	42%	-
	\$25,001 to \$50,000	20%	32%	2%	12%	26%	1%	14%	13%	15%	13%	32%	5%	47%	11%
	\$50,001 to \$100,000	19%	26%	4%	31%	38%	1%	8%	15%	19%	17%	10%	25%	46%	9%
	Over \$100,000	12%	14%	5%	26%	35%	8%	12%	14%	38%	23%	5%	24%	59%	10%
Marital Status	Single	17%	47%	5%	18%	33%	7%	11%	32%	22%	37%	24%	35%	55%	8%
	Married/living with partner	13%	14%	5%	25%	33%	7%	12%	13%	35%	18%	8%	20%	54%	11%
	Widowed/separated/divorced	25%	16%	5%	45%	31%	-	6%	7%	31%	18%	11%	14%	29%	2%
People in Home	Child(ren) age 12 or under	12%	24%	3%	23%	44%	7%	6%	20%	44%	22%	12%	22%	68%	12%
	Child(ren) over age 12	17%	25%	7%	26%	48%	8%	12%	19%	38%	25%	14%	23%	61%	9%
	Spouse/partner	12%	15%	5%	25%	34%	6%	10%	13%	35%	19%	9%	19%	55%	10%
	Roommate*	-	56%	-	33%	79%	-	-	-	10%	46%	-	85%	48%	-
	Dependent parent age 65+*	13%	41%	15%	53%	40%	5%	15%	55%	42%	49%	20%	57%	25%	-
	None of these	18%	21%	7%	23%	16%	3%	15%	10%	25%	26%	14%	24%	54%	8%
Gender	Male	18%	28%	8%	24%	35%	8%	10%	14%	30%	22%	12%	28%	46%	7%
	Female	10%	15%	3%	27%	28%	3%	12%	18%	34%	22%	12%	25%	56%	10%
	Other*	-	-	-	-	100%	-	-	-	-	-	-	-	100%	-
Ethnicity	Asian	2%	18%	24%	28%	30%	4%	-	15%	42%	41%	10%	34%	59%	6%
	White/Caucasian	16%	21%	1%	24%	34%	5%	14%	16%	29%	19%	10%	23%	53%	9%
	Black/African American*	5%	70%	-	10%	70%	19%	-	-	38%	15%	-	10%	53%	10%
	Hispanic/Latinx*	8%	46%	-	46%	4%	-	-	38%	46%	-	-	64%	19%	8%
	Native/Indigenous*	-	-	-	-	87%	-	-	-	-	87%	-	87%	-	-
	Other*	25%	8%	8%	30%	5%	4%	17%	26%	35%	29%	30%	50%	30%	24%
ZIP	48083	21%	30%	2%	30%	39%	8%	9%	26%	31%	26%	8%	33%	46%	8%
	48084	8%	19%	14%	20%	23%	5%	15%	11%	34%	28%	21%	23%	58%	7%
	48085	11%	18%	2%	26%	39%	5%	10%	12%	30%	22%	10%	21%	57%	7%
	48098	16%	19%	4%	24%	27%	6%	14%	14%	32%	14%	9%	24%	51%	13%
District	Avondale	21%	13%	-	16%	23%	6%	11%	20%	22%	16%	13%	25%	44%	15%
	Birmingham*	-	30%	-	10%	30%	-	12%	-	21%	-	-	59%	55%	10%
	Bloomfield Hills*	-	-	13%	13%	13%	-	-	23%	23%	8%	-	-	36%	36%
	Royal Oak*	-	-	-	10%	10%	-	10%	-	10%	-	-	52%	42%	-
	Troy	13%	21%	6%	27%	34%	7%	11%	15%	34%	23%	10%	23%	55%	9%
	Warren*	23%	19%	6%	29%	38%	2%	20%	36%	37%	36%	17%	34%	40%	-
Overall	Overall	11%	16%	6%	24%	38%	6%	13%	14%	34%	12%	8%	18%	61%	4%

* Cohort has lower response level which may increase score variability

2021 Troy, Michigan Distribution Questions Response Count 492		Additional funding				Local News						
		\$0 - I do not support additional funding for the improvements noted above	\$5-\$10 per month	\$11-\$20 per month	More than \$20 per month if the ideas were implemented with very high quality	TV stations	Radio stations	Newspapers	Internet	Family/friends/colleagues	Social media	None of these
Overall	Overall	33%	42%	9%	11%	55%	25%	34%	66%	21%	29%	2%
Residency	One year or less*	30%	60%	9%	-	9%	-	9%	91%	30%	40%	-
	1-5 years	26%	54%	6%	13%	49%	10%	34%	59%	23%	38%	3%
	6-10 years	32%	50%	7%	10%	35%	14%	40%	63%	14%	44%	4%
	More than 10 years	34%	38%	10%	11%	62%	30%	33%	67%	22%	24%	1%
Own or Rent	Own	32%	40%	9%	12%	55%	23%	33%	64%	20%	30%	2%
	Rent/Lease*	28%	60%	6%	4%	38%	19%	30%	85%	24%	17%	-
Employment in the City	Yes	30%	41%	10%	10%	49%	25%	27%	68%	24%	38%	3%
	No, a different community	25%	47%	9%	16%	53%	23%	33%	71%	20%	28%	2%
	I am not currently employed*	52%	43%	5%	-	29%	7%	27%	70%	31%	44%	-
	I am retired	42%	33%	8%	5%	81%	37%	45%	52%	13%	12%	2%
Age	18 to 24*	30%	40%	-	20%	50%	20%	20%	60%	30%	60%	-
	25 to 34*	26%	53%	5%	11%	32%	16%	21%	84%	37%	42%	-
	35 to 44	20%	59%	9%	11%	39%	9%	28%	70%	13%	35%	6%
	45 to 54	29%	38%	15%	16%	55%	28%	39%	69%	22%	28%	-
	55 to 64	40%	39%	9%	6%	64%	33%	34%	63%	15%	13%	4%
	65 or over	44%	30%	9%	5%	78%	36%	48%	54%	15%	13%	2%
Education	Some high school or less*	100%	-	-	-	100%	-	-	-	-	-	-
	High school graduate	61%	22%	3%	3%	70%	20%	39%	48%	14%	7%	3%
	Some college	27%	41%	6%	13%	72%	27%	23%	70%	31%	38%	-
	College graduate	37%	47%	4%	8%	53%	23%	32%	67%	21%	30%	2%
	Graduate degree(s)	26%	41%	16%	14%	48%	26%	38%	68%	17%	27%	3%
Income	\$25,000 or less*	46%	27%	4%	21%	53%	35%	43%	69%	15%	6%	3%
	\$25,001 to \$50,000	38%	43%	3%	10%	52%	19%	26%	47%	5%	35%	1%
	\$50,001 to \$100,000	39%	37%	10%	4%	60%	25%	31%	69%	29%	36%	-
	Over \$100,000	28%	46%	11%	13%	53%	24%	34%	69%	20%	26%	3%
Marital Status	Single	20%	49%	3%	18%	52%	19%	26%	73%	24%	41%	-
	Married/living with partner	34%	41%	12%	10%	55%	25%	36%	66%	19%	25%	3%
	Widowed/separated/divorced	54%	23%	-	7%	77%	23%	36%	56%	20%	20%	3%
People in Home	Child(ren) age 12 or under	22%	54%	9%	13%	33%	15%	26%	70%	18%	39%	4%
	Child(ren) over age 12	29%	42%	11%	11%	50%	28%	32%	63%	20%	30%	1%
	Spouse/partner	30%	45%	12%	10%	51%	26%	37%	66%	19%	27%	2%
	Roommate*	66%	29%	5%	-	62%	33%	38%	95%	-	-	-
	Dependent parent age 65+*	40%	25%	15%	9%	83%	39%	34%	87%	6%	29%	2%
Gender	None of these	41%	35%	4%	14%	61%	22%	23%	63%	25%	34%	-
	Male	36%	37%	9%	15%	52%	25%	32%	68%	16%	22%	2%
	Female	31%	46%	8%	7%	58%	24%	32%	65%	23%	30%	2%
	Other*	-	100%	-	-	-	-	100%	100%	100%	-	-
Ethnicity	Asian	39%	42%	11%	5%	33%	24%	32%	75%	37%	41%	2%
	White/Caucasian	28%	47%	9%	11%	59%	25%	33%	66%	20%	26%	2%
	Black/African American*	5%	52%	10%	23%	30%	25%	57%	40%	15%	47%	14%
	Hispanic/Latinx*	12%	88%	-	-	65%	31%	42%	96%	27%	-	-
	Native/Indigenous*	-	87%	-	-	100%	-	-	100%	-	-	-
	Other*	58%	12%	-	10%	47%	34%	9%	63%	8%	49%	-
ZIP	48083	29%	36%	11%	14%	55%	22%	32%	75%	20%	30%	1%
	48084	28%	49%	11%	7%	45%	23%	36%	59%	14%	27%	3%
	48085	37%	42%	8%	8%	56%	29%	36%	62%	19%	32%	2%
	48098	33%	44%	7%	14%	59%	24%	31%	68%	27%	25%	2%
District	Avondale	38%	42%	8%	8%	51%	20%	19%	69%	18%	25%	-
	Birmingham*	47%	38%	3%	3%	41%	12%	47%	45%	-	25%	-
	Bloomfield Hills*	47%	36%	-	-	87%	39%	43%	83%	21%	36%	-
	Royal Oak*	-	94%	-	-	16%	42%	10%	94%	42%	-	-
	Troy	32%	42%	10%	12%	57%	26%	35%	65%	22%	28%	2%
	Warren*	45%	38%	2%	-	53%	25%	33%	85%	19%	38%	3%
Overall	Overall	25%	39%	16%	20%	49%	19%	29%	76%	21%	51%	0%

* Cohort has lower response level which may increase score variability

2021 Troy, Michigan Distribution Questions Response Count 492		Preferred City information source													
		Newspaper	Email	City website	Electronic newsletter	Print newsletter	Online newsletter	Facebook/social media	MTroy App	Troy YouTube channel	Phone voice message	U.S. mail	Text message	Troy Today	WTRY Government Access
Overall	Overall	30%	43%	32%	21%	28%	19%	21%	8%	5%	2%	17%	11%	32%	1%
Residency	One year or less*	-	60%	-	30%	40%	30%	30%	-	-	-	-	-	-	-
	1-5 years	24%	48%	20%	23%	28%	16%	23%	14%	3%	-	11%	6%	35%	2%
	6-10 years	34%	46%	23%	22%	19%	27%	35%	12%	10%	2%	9%	16%	17%	-
	More than 10 years	31%	41%	37%	21%	30%	18%	17%	7%	5%	3%	21%	10%	35%	1%
Own or Rent	Own	30%	43%	31%	22%	28%	17%	22%	9%	6%	3%	17%	11%	32%	1%
	Rent/Lease*	25%	36%	28%	4%	28%	30%	20%	3%	6%	-	11%	12%	17%	-
Employment in the City	Yes	25%	44%	32%	20%	22%	18%	31%	11%	4%	1%	18%	12%	34%	0%
	No, a different community	26%	45%	38%	25%	24%	23%	20%	8%	7%	3%	14%	12%	31%	1%
	I am not currently employed*	43%	34%	5%	7%	34%	3%	34%	10%	10%	-	7%	-	13%	-
	I am retired	37%	42%	34%	22%	41%	22%	5%	3%	2%	4%	30%	11%	39%	2%
Age	18 to 24*	50%	40%	30%	-	20%	10%	30%	-	10%	-	20%	-	20%	-
	25 to 34*	16%	47%	26%	16%	26%	26%	26%	11%	-	-	5%	16%	21%	-
	35 to 44	20%	44%	33%	28%	19%	26%	33%	11%	7%	4%	11%	15%	26%	-
	45 to 54	26%	42%	35%	28%	26%	14%	26%	16%	11%	2%	18%	9%	41%	-
	55 to 64	33%	40%	36%	29%	27%	17%	14%	4%	5%	3%	17%	8%	33%	1%
	65 or over	38%	44%	32%	18%	44%	20%	5%	4%	-	3%	29%	12%	39%	3%
Education	Some high school or less*	-	-	-	-	-	-	-	-	-	-	100%	-	-	-
	High school graduate	45%	19%	38%	8%	36%	16%	14%	4%	11%	-	25%	8%	30%	-
	Some college	32%	29%	29%	12%	31%	15%	25%	2%	3%	-	25%	8%	30%	-
	College graduate	31%	46%	32%	19%	28%	17%	20%	9%	5%	3%	15%	10%	28%	2%
	Graduate degree(s)	26%	50%	33%	29%	26%	24%	22%	10%	6%	3%	15%	12%	36%	1%
Income	\$25,000 or less*	55%	26%	47%	8%	25%	36%	6%	3%	6%	-	23%	16%	20%	-
	\$25,001 to \$50,000	30%	34%	32%	8%	31%	12%	19%	1%	12%	2%	27%	4%	27%	-
	\$50,001 to \$100,000	33%	40%	24%	22%	31%	19%	23%	10%	1%	2%	18%	8%	27%	1%
	Over \$100,000	24%	46%	35%	27%	25%	19%	23%	9%	6%	2%	15%	11%	35%	1%
Marital Status	Single	37%	44%	27%	5%	33%	14%	26%	4%	7%	2%	21%	6%	29%	-
	Married/living with partner	27%	44%	34%	26%	26%	19%	22%	10%	5%	2%	16%	11%	34%	1%
	Widowed/separated/divorced	34%	39%	18%	20%	52%	11%	5%	-	8%	2%	34%	7%	24%	-
People in Home	Child(ren) age 12 or under	14%	47%	34%	24%	22%	22%	36%	11%	6%	3%	11%	12%	24%	-
	Child(ren) over age 12	25%	49%	35%	24%	19%	18%	22%	13%	6%	1%	10%	10%	31%	-
	Spouse/partner	27%	46%	33%	26%	26%	20%	20%	10%	5%	3%	15%	12%	32%	1%
	Roommate*	38%	-	38%	38%	11%	44%	23%	-	-	-	-	10%	5%	-
	Dependent parent age 65+*	25%	65%	35%	36%	34%	34%	12%	14%	16%	4%	40%	14%	19%	-
	None of these	40%	35%	36%	8%	36%	18%	21%	2%	6%	2%	22%	3%	36%	-
Gender	Male	34%	37%	37%	23%	28%	20%	16%	5%	9%	3%	17%	9%	27%	1%
	Female	25%	46%	29%	19%	29%	16%	25%	9%	3%	1%	18%	12%	34%	0%
	Other*	-	-	100%	-	-	-	100%	-	-	-	-	-	100%	-
Ethnicity	Asian	32%	49%	43%	21%	15%	31%	27%	8%	12%	5%	5%	15%	30%	-
	White/Caucasian	28%	43%	33%	22%	30%	19%	21%	6%	3%	2%	19%	10%	32%	1%
	Black/African American*	15%	47%	51%	10%	10%	47%	10%	33%	10%	-	5%	10%	15%	-
	Hispanic/Latinx*	42%	58%	43%	-	49%	27%	8%	-	-	-	42%	27%	12%	-
	Native/Indigenous*	-	-	-	-	-	-	87%	-	-	-	-	-	13%	-
	Other*	22%	28%	27%	12%	7%	3%	-	22%	29%	4%	29%	25%	33%	-
ZIP	48083	20%	43%	35%	16%	28%	35%	22%	13%	6%	-	17%	15%	18%	1%
	48084	35%	55%	27%	22%	23%	16%	24%	8%	3%	3%	13%	5%	37%	1%
	48085	32%	40%	37%	25%	30%	14%	17%	7%	3%	4%	18%	13%	32%	0%
	48098	31%	40%	29%	21%	30%	15%	23%	6%	8%	1%	19%	8%	37%	2%
District	Avondale	16%	38%	28%	16%	17%	12%	30%	-	14%	2%	9%	7%	23%	-
	Birmingham*	45%	36%	18%	7%	18%	-	-	-	-	3%	17%	3%	28%	-
	Bloomfield Hills*	61%	34%	21%	39%	34%	13%	36%	13%	-	-	-	13%	36%	13%
	Royal Oak*	6%	10%	42%	10%	42%	42%	42%	42%	-	-	-	42%	16%	-
	Troy	30%	44%	32%	23%	29%	20%	20%	8%	5%	2%	18%	11%	33%	1%
	Warren*	36%	52%	30%	17%	26%	20%	15%	15%	3%	-	27%	15%	23%	-
Overall	Overall	17%	53%	42%	28%	16%	26%	50%	10%	4%	-	14%	10%	30%	2%

* Cohort has lower response level which may increase score variability

2021 Troy, Michigan Distribution Questions Response Count 492		Social media used								
		Facebook	Twitter	YouTube	Instagram	Snapchat	LinkedIn	NextDoor	Other (note below)	None
Overall	Overall	63%	21%	38%	35%	13%	23%	30%	3%	15%
Residency	One year or less*	40%	-	30%	70%	-	40%	-	30%	-
	1-5 years	72%	11%	46%	41%	18%	31%	37%	3%	14%
	6-10 years	74%	17%	37%	30%	14%	29%	34%	-	12%
	More than 10 years	60%	23%	38%	34%	13%	20%	29%	2%	16%
Own or Rent	Own	64%	22%	37%	35%	15%	22%	32%	3%	14%
	Rent/Lease*	62%	9%	56%	49%	12%	34%	16%	-	14%
Employment in the City	Yes	69%	32%	41%	49%	22%	24%	41%	7%	13%
	No, a different community	60%	20%	35%	38%	11%	23%	26%	2%	9%
	I am not currently employed*	90%	19%	68%	36%	27%	37%	16%	-	10%
	I am retired	47%	9%	27%	11%	3%	14%	32%	1%	31%
Age	18 to 24*	70%	40%	50%	70%	50%	20%	10%	-	-
	25 to 34*	74%	21%	42%	53%	26%	11%	21%	5%	11%
	35 to 44	74%	20%	43%	44%	11%	30%	33%	4%	9%
	45 to 54	68%	32%	45%	34%	8%	33%	38%	4%	9%
	55 to 64	51%	14%	30%	21%	6%	30%	36%	2%	20%
	65 or over	47%	6%	29%	11%	-	12%	31%	1%	29%
Education	Some high school or less*	100%	-	-	-	-	-	-	-	-
	High school graduate	56%	9%	42%	26%	4%	12%	25%	-	30%
	Some college	64%	24%	36%	55%	33%	7%	26%	1%	10%
	College graduate	66%	20%	39%	34%	13%	23%	31%	3%	14%
	Graduate degree(s)	59%	21%	39%	30%	7%	31%	32%	4%	15%
Income	\$25,000 or less*	49%	3%	42%	51%	19%	4%	6%	-	18%
	\$25,001 to \$50,000	74%	38%	35%	32%	10%	17%	23%	-	12%
	\$50,001 to \$100,000	64%	14%	42%	32%	15%	13%	37%	1%	16%
	Over \$100,000	62%	20%	39%	36%	12%	31%	32%	5%	13%
Marital Status	Single	72%	36%	52%	57%	33%	24%	21%	-	5%
	Married/living with partner	62%	19%	33%	29%	6%	25%	33%	4%	16%
	Widowed/separated/divorced	52%	6%	42%	24%	8%	18%	29%	-	23%
People in Home	Child(ren) age 12 or under	77%	25%	37%	46%	11%	26%	34%	6%	7%
	Child(ren) over age 12	63%	30%	43%	35%	12%	25%	32%	2%	12%
	Spouse/partner	64%	18%	36%	32%	9%	22%	34%	3%	15%
	Roommate*	71%	-	89%	33%	66%	29%	5%	-	5%
	Dependent parent age 65+*	60%	36%	46%	40%	21%	21%	18%	-	9%
Gender	None of these	61%	23%	46%	41%	13%	25%	17%	-	14%
	Male	55%	15%	48%	19%	7%	30%	19%	6%	19%
	Female	68%	23%	34%	46%	19%	17%	33%	1%	13%
	Other*	100%	-	-	100%	-	-	100%	-	-
Ethnicity	Asian	56%	18%	60%	30%	17%	33%	21%	1%	12%
	White/Caucasian	63%	20%	34%	37%	13%	20%	32%	3%	15%
	Black/African American*	72%	10%	57%	10%	-	28%	10%	-	5%
	Hispanic/Latinx*	24%	11%	19%	38%	-	-	-	-	31%
	Native/Indigenous*	87%	-	87%	87%	87%	87%	13%	-	-
	Other*	75%	41%	61%	48%	22%	37%	12%	-	7%
ZIP	48083	65%	20%	41%	41%	19%	19%	28%	1%	16%
	48084	62%	14%	43%	28%	11%	28%	28%	-	16%
	48085	65%	19%	32%	35%	13%	17%	33%	4%	13%
	48098	58%	26%	41%	35%	11%	28%	28%	4%	14%
District	Avondale	71%	34%	50%	44%	17%	38%	36%	-	9%
	Birmingham*	73%	5%	70%	31%	52%	8%	40%	-	20%
	Bloomfield Hills*	49%	23%	21%	23%	-	26%	13%	-	17%
	Royal Oak*	58%	10%	10%	52%	-	10%	42%	-	42%
	Troy	58%	19%	36%	33%	12%	23%	30%	3%	15%
	Warren*	91%	23%	41%	37%	15%	9%	21%	-	9%
Overall	Overall	83%	40%	42%	47%	14%	28%	46%	1%	2%

* Cohort has lower response level which may increase score variability

2021 Troy, Michigan Distribution Questions Response Count 492		TV stations used					
		WDIV Channel 4	WXYZ Channel 7	Fox Channel 2	PBS	Other (note below)	None
Overall	Overall	50%	45%	33%	13%	2%	23%
Residency	One year or less*	9%	30%	-	-	-	60%
	1-5 years	42%	43%	30%	14%	-	32%
	6-10 years	37%	40%	28%	10%	-	32%
	More than 10 years	55%	46%	35%	13%	3%	18%
Own or Rent	Own	49%	42%	34%	12%	2%	23%
	Rent/Lease*	42%	54%	21%	19%	-	33%
Employment in the City	Yes	56%	51%	42%	15%	3%	20%
	No, a different community	48%	39%	29%	9%	1%	26%
	I am not currently employed*	26%	34%	25%	10%	-	43%
	I am retired	59%	54%	35%	17%	5%	10%
Age	18 to 24*	50%	30%	40%	-	-	20%
	25 to 34*	37%	53%	16%	11%	-	42%
	35 to 44	39%	35%	30%	11%	2%	33%
	45 to 54	55%	45%	38%	12%	2%	20%
	55 to 64	51%	48%	36%	16%	2%	20%
	65 or over	61%	51%	36%	19%	5%	9%
Education	Some high school or less*	-	-	-	-	-	-
	High school graduate	45%	44%	37%	11%	2%	16%
	Some college	59%	51%	46%	13%	2%	7%
	College graduate	47%	46%	29%	10%	2%	29%
	Graduate degree(s)	51%	41%	30%	15%	2%	24%
Income	\$25,000 or less*	32%	38%	13%	11%	2%	41%
	\$25,001 to \$50,000	51%	53%	34%	5%	2%	12%
	\$50,001 to \$100,000	52%	47%	32%	12%	2%	21%
	Over \$100,000	49%	41%	32%	13%	2%	27%
Marital Status	Single	56%	53%	32%	14%	-	20%
	Married/living with partner	49%	43%	34%	11%	3%	26%
	Widowed/separated/divorced	62%	66%	33%	25%	5%	10%
People in Home	Child(ren) age 12 or under	38%	39%	26%	7%	3%	33%
	Child(ren) over age 12	52%	50%	38%	13%	2%	25%
	Spouse/partner	48%	45%	31%	11%	2%	26%
	Roommate*	62%	52%	11%	23%	-	33%
	Dependent parent age 65+*	80%	53%	37%	12%	4%	5%
	None of these	48%	45%	44%	12%	2%	13%
Gender	Male	45%	36%	30%	13%	3%	29%
	Female	53%	50%	33%	12%	2%	20%
	Other*	100%	-	-	-	-	-
Ethnicity	Asian	38%	30%	47%	11%	2%	23%
	White/Caucasian	52%	46%	30%	12%	2%	23%
	Black/African American*	40%	57%	20%	15%	-	14%
	Hispanic/Latinx*	61%	28%	15%	-	-	35%
	Native/Indigenous*	87%	87%	-	87%	-	-
	Other*	43%	46%	29%	7%	-	44%
ZIP	48083	42%	53%	25%	9%	1%	28%
	48084	41%	39%	30%	14%	1%	31%
	48085	53%	48%	40%	15%	4%	17%
	48098	56%	38%	31%	12%	1%	21%
District	Avondale	65%	43%	22%	16%	3%	22%
	Birmingham*	15%	22%	15%	3%	-	62%
	Bloomfield Hills*	61%	39%	45%	-	8%	13%
	Royal Oak*	16%	16%	-	10%	-	84%
	Troy	51%	48%	35%	14%	2%	19%
	Warren*	36%	36%	45%	3%	-	45%
Overall	Overall	53%	42%	30%	14%	3%	23%

* Cohort has lower response level which may increase score variability

2021 Troy, Michigan Distribution Questions Response Count 492		Newspapers used									
		The Free Press	The Detroit News	The Oakland Press	Oakland County Times	Troy Times	Troy-Somerset Gazette	MLive	Troy Today	Other (note below)	None
Overall	Overall	37%	28%	12%	4%	60%	17%	10%	26%	1%	14%
Residency	One year or less*	70%	30%	-	-	9%	-	-	30%	-	30%
	1-5 years	33%	34%	3%	8%	57%	6%	24%	24%	-	16%
	6-10 years	33%	16%	12%	-	55%	4%	13%	21%	3%	10%
	More than 10 years	37%	29%	14%	4%	63%	23%	8%	27%	1%	14%
Own or Rent	Own	34%	24%	11%	2%	61%	16%	9%	26%	1%	15%
	Rent/Lease*	60%	59%	31%	18%	46%	13%	22%	22%	3%	5%
Employment in the City	Yes	40%	27%	18%	4%	58%	18%	7%	30%	2%	17%
	No, a different community	34%	31%	11%	3%	59%	15%	11%	28%	1%	14%
	I am not currently employed*	35%	26%	5%	7%	57%	4%	23%	4%	-	12%
	I am retired	39%	22%	14%	3%	64%	30%	4%	26%	1%	11%
Age	18 to 24*	20%	20%	20%	10%	70%	10%	-	30%	-	10%
	25 to 34*	58%	53%	21%	11%	47%	16%	32%	26%	-	11%
	35 to 44	30%	22%	11%	-	50%	6%	7%	22%	-	22%
	45 to 54	40%	31%	7%	-	58%	16%	11%	29%	4%	8%
	55 to 64	30%	23%	11%	4%	69%	24%	11%	23%	-	18%
	65 or over	40%	21%	11%	2%	65%	27%	2%	25%	2%	13%
Education	Some high school or less*	-	-	-	-	100%	100%	-	-	-	-
	High school graduate	36%	34%	26%	16%	58%	27%	3%	23%	2%	18%
	Some college	22%	30%	19%	11%	67%	21%	5%	32%	1%	7%
	College graduate	37%	29%	11%	1%	63%	17%	10%	22%	1%	10%
	Graduate degree(s)	43%	25%	9%	1%	54%	15%	13%	27%	1%	20%
Income	\$25,000 or less*	42%	50%	46%	30%	86%	41%	3%	17%	-	-
	\$25,001 to \$50,000	12%	16%	25%	1%	48%	5%	-	29%	-	21%
	\$50,001 to \$100,000	51%	29%	6%	1%	54%	21%	11%	26%	1%	8%
	Over \$100,000	37%	27%	8%	2%	60%	15%	13%	26%	2%	17%
Marital Status	Single	38%	39%	24%	13%	63%	20%	12%	31%	1%	8%
	Married/living with partner	38%	24%	9%	1%	59%	18%	9%	27%	1%	16%
	Widowed/separated/divorced	38%	22%	7%	-	43%	17%	10%	6%	7%	20%
People in Home	Child(ren) age 12 or under	35%	24%	15%	-	42%	6%	9%	22%	2%	20%
	Child(ren) over age 12	36%	23%	13%	2%	62%	14%	9%	31%	-	14%
	Spouse/partner	37%	24%	12%	1%	61%	18%	10%	25%	1%	15%
	Roommate*	46%	52%	-	23%	71%	-	23%	5%	-	5%
	Dependent parent age 65+*	55%	36%	9%	-	57%	10%	-	13%	4%	13%
Gender	None of these	25%	31%	14%	12%	61%	24%	7%	31%	3%	15%
	Male	36%	29%	13%	3%	56%	16%	8%	20%	0%	17%
	Female	37%	25%	10%	4%	61%	18%	11%	29%	1%	12%
	Other*	100%	100%	-	-	100%	-	100%	-	-	-
Ethnicity	Asian	22%	28%	12%	1%	60%	5%	3%	29%	2%	15%
	White/Caucasian	39%	28%	13%	3%	60%	18%	12%	26%	1%	13%
	Black/African American*	5%	5%	5%	-	72%	5%	-	32%	-	19%
	Hispanic/Latinx*	42%	50%	27%	-	88%	8%	-	-	-	-
	Native/Indigenous*	87%	87%	-	87%	87%	-	87%	-	-	-
	Other*	59%	47%	17%	17%	48%	26%	5%	21%	3%	28%
ZIP	48083	47%	32%	21%	9%	63%	18%	11%	27%	1%	10%
	48084	38%	27%	9%	-	60%	14%	15%	14%	1%	8%
	48085	34%	30%	15%	1%	56%	20%	4%	29%	1%	17%
	48098	32%	23%	6%	4%	61%	17%	12%	28%	1%	17%
District	Avondale	37%	34%	14%	13%	54%	11%	26%	11%	-	25%
	Birmingham*	17%	8%	-	-	80%	3%	21%	5%	-	13%
	Bloomfield Hills*	8%	-	13%	-	51%	13%	13%	23%	-	8%
	Royal Oak*	52%	42%	48%	-	52%	-	10%	-	-	-
	Troy	38%	27%	12%	2%	59%	19%	7%	26%	1%	14%
	Warren*	56%	56%	24%	15%	51%	24%	18%	35%	2%	14%
Overall	Overall	40%	34%	22%	2%	61%	24%	15%	24%	2%	11%

* Cohort has lower response level which may increase score variability

2021 Troy, Michigan Who responded		Percentage	Count
Overall	Overall	100%	492
Residency	One year or less*	1%	4
	1-5 years	7%	33
	6-10 years	11%	56
	More than 10 years	78%	383
Own or Rent	Own	78%	385
	Rent/Lease*	5%	26
Employment in the City	Yes	18%	90
	No, a different community	37%	184
	I am not currently employed*	4%	20
	I am retired	36%	179
Age	18 to 24*	2%	10
	25 to 34*	4%	19
	35 to 44	11%	54
	45 to 54	17%	85
	55 to 64	21%	104
	65 or over	38%	188
Education	Some high school or less*	0%	1
	High school graduate	7%	36
	Some college	13%	62
	College graduate	34%	165
	Graduate degree(s)	42%	205
Income	\$25,000 or less*	4%	20
	\$25,001 to \$50,000	10%	48
	\$50,001 to \$100,000	21%	105
	Over \$100,000	50%	246
Marital Status	Single	8%	41
	Married/living with partner	71%	351
	Widowed/separated/divorced	8%	39
People in Home	Child(ren) age 12 or under	18%	91
	Child(ren) over age 12	26%	129
	Spouse/partner	67%	330
	Roommate*	1%	6
	Dependent parent age 65 or older*	4%	22
	None of these	16%	80
Gender	Male	36%	176
	Female	49%	242
	Other*	0%	1
Ethnicity	Asian	11%	52
	White/Caucasian	77%	379
	Black/African American*	2%	9
	Hispanic/Latinx*	2%	8
	Native/Indigenous*	0%	2
	Other*	3%	15
ZIP	48083	18%	91
	48084	15%	73
	48085	32%	157
	48098	32%	155
District	Avondale	8%	41
	Birmingham*	3%	14
	Bloomfield Hills*	2%	8
	Royal Oak*	1%	4
	Troy	80%	395
	Warren*	5%	24
Non Sample		-	255

* Cohort has lower response level which may increae score variation

What do you like most?
32 yrs ago the services - our service have left - Sterling Hgts puts us to shame
A clean city, one that is safe with great police officers well trained and honest.
A safe community to live
A safe place to live.
A variety of attractive and affordable housing options. The public school system. Excellent city services. Access to medical professionals, shopping for essentials(ex.groceries).
Access to all our needs shopping etc.
Access to restaurants, grocery stores and school system
Adv planning for natural spaces. Public Works annual preventative maintenance. Volunteer fire department. Library services & programs. Historic museum. Troy Daze. Pub education reputation of excellence.
Affordability of housing
All that it offers residents.
All the amenities
All the businesses are close by
Amenities - location to metro area. NSEW
Amenities: comm ctr, nature park, tennis, pool, dog park, golf and convenience: I-75, Somerset
Aquatic center
As a 50+ year resident of Troy I appreciate our City planners who, through the years, have thoughtfully worked to produce the thriving community that we have today.
Beautiful neighborhoods with some green space remaining
Big Beaver Road
Big enough but enough of everything to enjoy
Central location
Central location
Central location and safe place to live
Central Location in Metro Area
Central location to metro detroit area. Easy access to freeway.
Central location to travel the state via freeway access. Diverse culture of residents.
Central location, easy access to shopping and surrounding communities.
Central location, good schools, effective city govt., safe city, Troy garden walk, great snow clearing
Central location, good schools, parks
Centrally located to al o Wane, Oakland, and Macomb Counties. I like the parks.
Centrally located within metro Detroit. Close to major freeways.
City employees
City of Troy - supported amenities like the Stage Nature Center and Troy Historic Village - they are excellent! (in programming and facilities)
City services - safety/home quality/values
City services - Troy aquatic center, etc.
Clean and safe and well protected!
Clean city
Clean, house value stays up
Clean, nice areas with no building
Clean, organized, never vacant for long
Clean, safe and access to everything needed.
Clean, safe and well laid out
Clean, safe, and upscale
Clean, safe, new, nature, people

Clean, safe, well organized and great shopping.
Cleanliness
Cleanliness and parks, nature center, religious communities, continue trails
Close proximity to shopping and easy access to I-75.
College bound education , trash and recycling services
Community diversity, reliable city services
Community engagement
Community services
Community, diversity, schools
Consistently good municipal government
Contact shopping stores are conveniently close.
Convenience
Convenience of medical and needed businesses
Convenience of stores
Convenience to highways, shopping and hospitals
Convenient location, great mix of ethnicity and cultures
Convenient to medical services and shopping
Daisy Knight Dog Park
Dining & Shopping convenience.
Distance to everything in metro Detroit, location and parks
Diverse Community that is safe
Diverse community.
diverse schools, safe, good parks
Diversification and well educated community
Diversity
Diversity
diversity
Diversity
Diversity
Diversity
Diversity
Diversity
Diversity and parks
Diversity inclusion and safety
Diversity of Citizens/Residents (Race, Culture, Ages, etc.)
Diversity of population
Diversity of population; parks and recreation
Diversity of residents, access to quality schools, welcoming safe communities, and access to highways/other cities.
Diversity, well-managed, safe
Diversity, availability of stores to shop from, good schools
diversity, education, jobs available
Diversity, No racial discrimination, I feel safe
Diversity, police and safety.
Diversity, Schools
Diversity, schools, businesses
Diversity, sense of community, safety, convenience
Diversity education, safety, and easy access to expressways.
Ease of access to the major expressways.

Ease of getting places, restaurants, lot sizes and schools (2020 being the exception)
Ease of moving around, very community friendly, police are friendly and fair, city is clean & services are very good.
Ease of shopping and diversity of shops
Economic stability
Economically thriving, safe, engaged leadership, investment in schools and community amenities such as the community center, parks and library, etc.
Education, location, size of city, city landscape, buildings
Efficient, unobtrusive , responsive, good cops and fire
Enjoyable place to live.
Essential city services are all top notch. TSD adds to our property values.
Everything
everything is here that i need.
Everything is very accessible, most of it in a walking distance.
Everything is very close by
Excellent schools
Excellent schools, diversity of population and availability of local parks
Extensive shopping availability
Fair taxes, amazing schools, top notch public services.
Fairly safe - good shopping, good schools
Family community
Family friendly
Family oriented city
Feel safe - diversity of restaurants - our kids are in their 40's now but were raised in Troy - lots of activities
Feel safe here
Feel very safe, emergency response, and availability of parks & rec.
fire department
Fire dept and DPW
Focus on family and diversity.
Friendly, ample facilities to meet my needs.
Generally a safe area.
Good family community
Good location - always trying to improve
Good neighborhood, fairly well run/managed
Good place to live
Good place to live and work
Good place to live. Vibrant community, generally safe, good shopping, good schools.
Good police
Good school system and city services.
Good schools
good schools
Good schools, housing stock
Good schools, properties of City and citizens well maintained
Good services. Cleanliness.
Good snow removal by City workers on major roads.
Good variety of stores/restaurants. Police department are friendly.
Great community
Great for the family

Great location
Great people. Lots of restaurants and retail (Somerset is one of the best malls in the country and is right here in our own backyard). We have a great City staff. I've met / emailed many of them and watch every City Council & planning commission meeting and I watch and listen to the great things they do for our city.
Great places to walk & hike during day. Convenient access to shopping, restaurants, & health care.
Great police and fire departments.
Great schools
Great schools
Great schools
Great schools
Great schools and great diversity. Strong services included in taxes.
Great schools! Great neighborhoods!
Great schools, nice location (ie easy access to freeway, good shopping areas, nice temple, cultural diversity, good restaurants
Great schools, reasonable property taxes
Great schools, safe, clean, close access to shopping, services and work.
Great schools, safe, convenient, great library
Great schools, supportive of business prosperity, strong property values, safe community, great place to raise a family, central location to many areas
Green spaces
Green spaces - developing of parks and maintenance. Ease to accessing travel routes.
Green spaces. STOP BUILDING! Enough with the Amber Apts please!
H Mart
Has everything I need access to, well maintained, good school district
Has everything that any age individual would want in area they live.
Has many things to offer - centrally located
Have lived here for 30 years. Love all the choices and opportunities available.
Having lived here my whole life, My favorite thing has been the diversity we have.
Health care close, any easy community to get around in
high quality city services and schools
Holiday lights along Big Beaver
Honestly, the trash and recycle services are really excellent. Roads are well maintained. Lots of grocery choices.
House price is cheap, safety place, close to shopping center
How beautiful and well kept the city is.
How helpful most people are
How medical emergencies are handled. Parks and recreational opportunities
How readily available all of the amenities and services you need to raise a family are here. Also, the schools are top-notch.
I do feel very safe and love the community of families my children have experienced through the school system. I have been here my whole life and it is ideal for families with children. the school district is amazing.
I enjoy having a public library with a plethora of material and being relatively close to services that I use weekly.
I feel safe for the most part...
I feel safe living here. People in that seem to share my values. People take care of their houses and value families and education.

I feel the city officials have been responsive over the years. I love the convenience of shopping, health care, the freeway system and loads of restaurants, plus, I worked in Troy and lived close by so I loved the short commute. I feel Troy government and the city at large has a good reputation for appreciating diversity and helping others to understand and embrace diversity. I also think it's a great environment for small businesses. And, the public works dept does an outstanding job. And the Troy Community Center is outstanding. Thank you for all everyone does to make this a great city. Although no longer part of the Troy City Budget, the Troy Historical Society is also a fabulous place to visit and it was a wonderful place to walk during the pandemic. Thank you to them for sharing their grounds at no charge.

I feel very safe

I have always appreciated the variety of programs/offerings through the community center/Parks and Rec and great schools. The TPD does an amazing job with their community engagements and treating everyone with respect. Very appreciated.

I like all of the programs for my kids and the schools.

I like my neighborhood

I like my neighbors, the closeness of shopping, and major highway access.

I like that the city takes education seriously, has a nature center, and library.

I like the being in an clean area to live with resources and neighboring communities I like the diversity.

I like the central location in getting down to Detroit or north to other locations.

I like the community center. I also miss the trips, such as Mackinac Island.

I like the diversity and the parts that have lots of trees.

I like the diversity of people living in Troy and the diversity of activities

I like the diversity. I like the low taxes. I like the access to restaurants, mall & shopping. I like the proximity to other places in the metro Detroit area.

I like the ease of getting to places. Our streets always taken care of. There is a lot of shopping and restaurants. Many other things for residents to engage in

I like the green space

I like the nice neighborhood in which I live. I like our great neighbors. I like Nino's, Kroger, and Somerset. I like how the streets in our neighborhood are plowed when it snows. I like our parks, especially Firefighters. I like the nature center and the senior garden. Trash and refuse collection is awesome. Overall I think the City of Troy is doing a fine job. I like that the strong school system helps support property values.

I like the open neighborhoods. Quality schools, parks to walk in.

I like the parks and rec programs- pre COVID.

I like the safety afforded by our police force and fire department. I like the community center area.

I like the variety of services, shopping, green space, and residential areas. I like the stable infrastructure (DPW, Parks, etc.). I no longer have children in school, but as a product of TSD myself, I appreciate the quality of education I received and so did my children.

I live close to the Huber Woods and library. These 2 things have the best memories for me and my children for the last 28 years. I also like the community garden, but think it should be open for families after the seniors have a chance to sign up.

I love how diverse the city is

I love the accessibility to major shopping centers, access to health care and a strong educational system

I love the diversity of the community, and the high standards and inclusiveness of the schools. I also enjoy the remaining green spaces and wild nature that are so close to my home (deer, wild turkeys, rabbits, etc)

I love the tree lined streets, sidewalks and parks.

I mostly love the police department! Great place to raise a family, great parks, library, schools.
I use to like all of the trees and greenery.
I used to like the safety factor of living in Troy. Now, not so much. Neighborhoods used to be neatly maintained by owners. Now, not so much.
I very much enjoy living in Troy. My wife and I moved to the city in 2007 in hopes that if we had children, they would attend Troy schools. We have lived in two homes in Troy, with our most recent move into the Shallowdale neighborhood, which blew away our expectations. Our children attended Hamilton for pre-k, Wattles for K-1 and will finish up at Costello. We absolutely love the Troy school district and couldn't be happier to be part of the community.
I'm glad that the City government has approved
Increasingly diverse and city council members who reflects my values
It has a lot to offer and maintains its value.
It is a fairly small city with lots of dining options.
It is a safe place for my family with wonderful schools
It is a very friendly place to live.
It is centrally located with easy access to many places in metro Detroit. Modern city.
It is family friendly, I have lived and worked here for over 25 years, love the city.
It is quiet
It is safe
It is safe, clean and has plenty of city parks
It is safe, police present, responsive.
It is where I grew up.
It provides for the need of my family: the schools, the library, the mall, etc.
It was a great place to raise our family.
It's a safe, pleasant community.
It's been a great place to raise my family and now we plan to stay here through retirement.
It's safe
It's a nice clean city and there's a lot of shopping places.
It's a safe place
Its been home to me my entire life.
It's central places. Great place to raise a family.
It's comfortable
its diverse population
Its diverse population.
Its diversity, its current city council, its schools, many of the neighborhoods, its green spaces, the TPL, the aquatic center, the establishment (and hopefully growth) of Troy Trails, the Troy Historical Village (love!), the abundance of restaurants.
It's diversity.
It's just a good place for me to live
It's location
Its location to surrounding cities.
Its safe and convenient location to reach the metro area for different events
It's safe for my children.
Large lots
Library
Library
Library
Library
Library

Library and services and education programs they offer
Library: school districts; Boulan Park
Living comfortably in Troy since last 35 years.
Local businesses
Location
Location
Location
Location - central for roadways and facilities
Location - easy access to downtown and up north. Variety of restaurants
Location and local businesses.
Location in proximity to my work place
Location in the metro area, and great proximity to shopping and services
Location is great. Family oriented.
Location of my home to easily get to places that I frequent. Variety of restaurants.
Location to freeways
Location, affordable, great schools, sense of community, diversity, family oriented
Location, easy access to highways, hospital, stores
Location, police dept
Location, safety
Location, school quality and stable housing values
Location, school system
Location, School system, emergency services, City services and ability to connect to government resources, ie videos, PDF's, tax info.
Location; TPD, TFD
Lots of activities; very family friendly
Lots of restaurants and shopping options
Loved here my entire life
Low crime area, good stopping, nice subdivisions, great schools, great walking trails...
Low crime rate, increasing property values, easy freeway access, reliable services (Police, Fire, DPW, refuse collection). Good neighbors.
Low crime rate.
Low density neighborhoods, better than average infrastructure maintenance.
Low taxes
Low taxes, affordable living, friendly community, safe, convenient health care
Low taxes, keeps up with infrastructure
Lower taxes
Majority of residents take pride in and care for their homes. Number of parks is great. Love the library; it needs some expansion, updating but it's a jewel.
Mix of local and immigrant. Convenient living facilities. Safety
Mostly safe driving around.
Multi cultures
Multi-cultural neighbors, and pretty safe
My family moved here in 1959, this city has progressed with the times and has always been a place I proudly call home.
My family moved to Troy in 1964 from Detroit. There was a lot of farmland and I road horses. I miss those days.
My house, neighborhood.
My neighborhood
My neighborhood.

My neighbors
My neighbors
My neighbors/people in my subdivision are kind and friendly.
my particular area is quite pleasant
Nature center, sidewalks, safe community
Neighborhoods
Neighbors quality of city services
Neighbors, library, diverse population, number of parks, the new-ish trail off Wattles/Livernois, availability of community & recreational activities, relatively convenient to shop for necessities. We don't have kids, but we value education, and Troy's public schools are great. The politics of the area are slowly shifting in a good way.
Nice layout, good location in regards to other major areas, wonderful nature center, cool parks, awesome community center.
Nice wood large lots with upscale homes, nature center and farm, Firefighters Park
Nice, convenient community; comfortable, well run City Services; convenient grocery shopping and other day-to-day necessities
Nino Silvaggio's produce store! Peacock Poultry store! Our house!
No comment
None
Open green space, well maintained surroundings
Our excellent library, community center/parks and rec, and schools! Special shoutout to the farmers market! Also, the city clerk went above and beyond to handle the election and provide opportunities to pick up ballots and return them on the weekends/in-person etc. Way to go!
Our quiet subdivision
overall a decent place to live
Overall it's a great place to live - lots of opportunity, diversity, safety
Parks
Parks - open spaces
Parks & Recreation - fantastic for all ages
Parks and recreation areas - access to restaurants and stores, great schools!
Parks and trails
Parks, it literally has everything you can think of for a family to raise their children.
Parks, library, restaurants, do ice sculptures with food trucks
Parks, used to love aquatic center,
Parks, walking/biking pathways , schools, neighborhood
parks, water park, library, trails, safety!
Peaceful and safe
Peaceful
People
People are nice and everyone gets along well.
People, safety, inclusiveness
physically attractive, close to highways, good shopping
Pleasant place to live
Police
Police and Fire Department service
Police department/volunteer fire dept.
Police professionalism
Police seems good - fire too, schools ok
Police, fire, and ems services are top notch

Police, fire, safety, convenience
Police, location, property value, schools
Progressive
Property taxes for what you get. Handy to most everything
property values, taxes vs neighboring communities, wide range of shopping options, great City Council finally, ethnic diversity
Proximity of stores, school quality is high, Boulan Park
Proximity to all my immediate needs
Proximity to Birmingham/diversity/community center
Proximity to expressways, downtown Detroit. Restaurant choices, school quality, shopping options, street/snow maintenance
Proximity to I75.
Proximity to parks, freeways, close to Rochester, Birmingham. Good choices for restaurants
Public services are top notch
Public safety and school system
Quality of city employees, helpfulness of city employees, city services. Elective officials listening to the residents on land use.
Quality of schools and Variety of restaurants
Quality of schools, cost of living, access to grocery stores and the mall, proximity to other Metro Detroit cities
Quick access to I75 to get to Detroit easily. Stable property values.
quiet, clean
Quiet, friendly, diverse neighborhoods
Response to need
Restaurants
Safe
Safe
Safe
Safe
Safe
Safe
Safe - unless you have to call the police who treat residents poorly!
Safe and clean
Safe and quiet
Safe and quite place with nice people around.
Safe and secure
Safe and stable community
Safe and the schools
Safe and well managed.
Safe city to live in
Safe city to live in, close to Beaumont Hospital, grocery stores nearby
Safe comm. To live
Safe community, excellent parks, and excellent schools
Safe neighborhoods, a lot of shopping and restaurants, parks
Safe neighborhoods, excellent attention to roads in winter, proximity to good shopping and restaurants
Safe place
Safe place to live
Safe place to live

Safe place to live
Safe place to live
Safe place to live
Safe place to live, clean, convenient surrounding locations
Safe place to live, great neighbors
Safe place to live.
Safe place to live. Good home value. Good schools. Good police.
Safe place to raise my child, great library and community center, good shopping and restaurant options.
safe place. Troy public library is excellent.
Safe schools
Safe, clean
Safe, clean, accessible to shopping centers and restaurants (variety)
Safe, clean, diverse community to raise a family.
Safe, clean, great schools
safe, clean, vibrant, nice neighborhoods, friendly neighbors, peoples taking good care of outside of their place, lots of trees and green grass
Safe, Convenient, Secure
Safe, great for families
Safe, nice parks, and very good schools overall.
Safe, police department, knowledgeable people at city hall, family oriented, great schools when my kids were that age; no knowledge of current quality, excellent city codes, fair/insightful judges,
Safe. Willing to pay taxes for amenities. Glad to have the new council in place and toxic members off the council.
Safe/schools
Safeness of the community, diverse community, easy access to shopping, freeways and health care.
safety
Safety
Safety
Safety
Safety
Safety
Safety
Safety
safety
Safety
Safety (the police dept), property values, care of the city and the schools
safety and clean/neat appearance
Safety and convenient location
Safety and neighborhoods
Safety and parks
Safety and schools
Safety at night. You can sleep with no worries.
Safety mostly. Also curb appeal of neighborhoods. Most are well kept
Safety, clean, easy to navigate and drive through, police, governor
Safety, communication, schools, value
Safety, commute, green space
Safety, convenience of healthcare, shopping, educated and respectful citizens
Safety, diversity

Safety, emergency services, parks, inclusiveness, availability of educational and fitness programs, city services, great library, smart and communicative council.
Safety, greenery, walkways, schools mall, business houses
Safety, library (when open!)
Safety, opportunity to do many things in a close range
Safety, schools, good place to raise a family, good access to golf
Safety, schools, parks
Safety, security, community.
Safety, shopping
Safety, what's available to kids, neighbors, city government does a great job it seems.
Safty.
school district
School District
school district is exceptional. home values are stable and growing. diverse community - i like being around many different cultures. Great dining/shopping.
School education and safety city
School good neighbor
School rating, safety, convenience
School system
School system and parks
School system, diversity, location
School system,; clean and well maintained, feeling safe
School, diversity
Schools
schools
Schools
Schools
Schools
schools
Schools
Schools
schools
Schools
Schools and our neighborhood has lots of property. Not crammed together.
Schools and Parks
Schools and safety
Schools and safety of neighborhoods
Schools for the most part. But even they lack programs for good gifted and talent students in the younger grades
Schools, central location
Schools, community services
Schools, fire dept, ease of freeway accessibility
Schools, housing, parks
Schools, Music programs in the schools, parks, increasing trails for walking, restaurants.
schools, parks
Schools, parks, diversity, safety, business variety
Schools, parks, library, and recreation center
Schools, property value, safety, Aquatic Center, library
Schools, property values, access to other communities for cultural programs,

Schools, recreation opportunities, Somerset, restaurants
Schools, recreation programs
Schools, safety, city services, property tax rates
Schools, sidewalks, diversity
Seems safe
Senior services (sharp program rocks!)
Sense of community in neighborhoods. Watching out and helping each other.
Services are efficient
Shopping - proximity to highways
Shopping and restaurants. I love the Troy Trail, please expand it
Shopping, clean, safe
Sidewalks!! To use safely and not have to walk in the road.
Since I live in the older downtown Troy area, a country living type of feeling remains almost 50 years after I settled there.
Size of homes and lots
some parks
Specific to my neighborhood, we are centrally located to shopping, freeways, amenities, theatres and grocery stores. Love the new development that is happening on Big Beaver & Crooks.
Stability, cleanliness, accessibility of educational and medical facilities
Strong city services (roads, etc)
Strong economy and good schools
Suburban with an urban appeal
That is it centrally located in metro Detroit area. There are also some fine religious places or worship - which you didn't ask about.
That it is a mixture of many ethnic groups and religions. It's interesting as a result.
That it is a responsibly run city now.
That it's quiet and safe. Love Somerset. I'm a millennial who actually loves parking lots and does not care about a walkable downtown. I love that we aren't making roads smaller for bike paths like Royal Oak and Ferndale. Love the diversity of food options and grocery stores. Love my big yard.
The actual people who represent the city that I actually see (i.e. officers, TPL workers, fireman) are all extremely pleasant folks.
The available shopping centers and locations of them all.
The bang for my tax dollar and the schools
The best thing about Troy is the amount of shopping/restaurant offerings.
The bike path
The city is well run. I respect the neighbors. I like the schools.
The city offers so many wonderful amenities and has top rated schools.
The community
The community center and pool are really nice. the city feels pretty safe too.
The Community Center and the Troy Trails system
The community center, historic museum, nature center and library
The community itself
The diversity
The diversity and school district
The diversity and the variety of having everything close to where we live.
The diversity of our city.
the diversity of our community
The diversity, school quality, and safety. Easy access to city council and all meetings on YouTube.
The excellent school district and safe city.

The feeling of safety, schools, and restaurants/shopping
The friendliness of everyone.
The green spaces of Troy; golf courses, football fields, bike paths
the greenery and the commitment of local officials and the residents to maintain the natural habitat.
The housing values remain high so we can make more when we sell and leave.
The library
The library
The library and events at Community Center
The library, although it's so underfunded, the city needs to invest more in their library.
The parks
The parks and the nice neighborhoods that exist. The good people that live here and the proximity to other areas in the region.
The parks and wild life, Trees, Deer, Fox,
The peacefulness, now they are building a small subdivision right next door with 1/2 million dollar homes on tiny lots. I've never had close neighbors, nor heard traffic, or been worried about strangers coming on my property. My husband and I have lived in Troy all our lives.
The people
the people
The people in the neighborhoods
The people!
The police department, city department, all the services offered to keep your property clean
The police department, schools, and parks.
The public school system - quality of education
The range of community services -- library, community center, aquatic center, parks -- and great community schools. The aquatic center is fantastic and deserves greater support.
The restaurants
The safety.
The school district
The school district is excellent.
The school district!
the school system is top notch. proximity to everything. a safe place to raise a family
The schools
the schools ad the parent participation in the programs offered in the afterschool programs in the city
The schools and the diversity of residents
The Schools and the professional Police Department (although there are not enough officers)..
The schools are decent, which keeps the demand for housing up. Homes sell quickly.
The schools are excellent, the community feels mostly safe, and the city has a diverse population that adds cultural value to the city.
The schools do a great job and we feel safe in Troy.
The schools were great, when we needed them but no longer need them.
The schools, our neighbors, the parks, aquatic center, trails
The size of our yards, houses are not on top of another
The speed limits are usually 45MPH. There is a mall.
The stores
The stores (malls), shopping
The Troy Police and Fire do a great jobs with what they currently have and changing citizens in the community. Continue doing educational project. Also the parks have always been very nice and clean.
The variety of shopping, including food, automobiles and personal care. Schools are great!

The walking and hiking trails
The way we as a community can come together during hard times.
The wooded area where I live. The services available. The library. The police force.
They do have an abundance of restaurants to choose from.
They layout is easy to drive and quick to get to parts of the city (barring construction). The schools are good and the parks are fairly nice.
This survey is just too long!!
Troy community center
Troy has a diverse community with excellent schools.
Troy has much potential to a development as a city. It seems to do well for its upkeep economically and politically. It still has a lot of flexibility in how it will grow which should be focused and emphasized on.
Troy is a great community to live in, its safe and has many things to do close by. The Police and Fire departments are great resources.
Troy is a great place to live, work, and play. We love living in Troy. They have the best of everything for all age levels.
Troy is a safe place to live. I have lived in Troy for 60 years and a senior citizen (82 years old) and have enjoyed my time here raising my children and a wonderful school district.
Troy is big with northern and southern sides that differ greatly. I live in the northern side where I think it is cleaner. safer, less congested. Southern Troy sees more lower income crime. Also northern Troy is more Democrat leaning so more 'us' versus 'me' mentality.
Troy is safe, has excellent schools, and adequate public services.
Troy pool and parks
Troy Public Library
Troy Public Library job and volunteer
troy schools
Troy's clean neighborhoods and excellent school systems drew me here but it's diversity keeps me here.
United in our differences makes us stronger. Like the recycling awareness, and containers.
Value for property tax dollar. :)
Variety it provides!
Variety of activities, shopping, schools
Variety of food, many local parks - close to highway to get to Detroit.
Variety of housing options, senior center, pool
Variety of shopping. Great home values. Great education. Clean - close to I-75 - downtown.
Very comfortable, friendly, safe place to live. Good schools for children. Love it very much.
Very diverse city with plenty of activitys for everyone
VOLUNTEER FIRE DEPARTMENT
Walking. Shopping
water, sewer, streets (but not sidewalks) usually snowplowing (because the guys like the O.T.)
We enjoy the shopping, schools, parks and rec, library and restaurants.
We have too much large property that is commercial
We like our home and our neighbors. The schools are good, but need to focus more on the average students and not just the high achievers.
We love the schools, nature center, library, community recreation programs (community center, aquatic center) , historical village, and the great diversity of families here in Troy. Hope they continue to expand on the walking/biking trails and keep/improve an outdoor aquatic center.
We moved here over 30 years ago because it was and still is a community that is very diverse in race, creed, color, and ethnic background where people got along.

We really enjoy the aquatic center and I am disturbed when I hear that it may not continue. The repair and maintenance is worth it to me. Many great memories are made there.

Well run city, just no more large billboards!

Well run, affordable, great schools, many amenities and community offerings.

What do you like least?

... but too many MAGA flags, though. Makes me concerned about the rise of white nationalism and potentially white domestic terrorists. Also, very poor neighborhood snow removal service.

1. Taxes 2. Kmart building that has not been redeveloped.

A loud voice of those not wanting inclusion (race, age, etc) and bringing Troy to modern age. Also lots not wanting to adapt to sharing the environment with the wildlife in Troy (check out Nextdoor to see examples of this).

All greenery is gone. More houses have gone up and is becoming less and less green by the day.

All of the building construction going on. Using too much of our green space up. Too many condo units going up.

All of the new building facades look ugly and belong in 2005. Like every new restaurant cropping to fit the code looks bad and it's starting to feel junky. They look uncreative and boring. They need energy and to feel creative. I like the sky rises and their glass elevations. The LED signs are horrific, especially the ones for medical centers that are too bright and had these terrible pixelated pictures with poor graphic design that with have this terrible picture of teeth that melt your eyes. The street lights being replace with daylight LEDs that are too bright is also an issue. The blue wavelength is bad for night vision and effects the sleep cycle. They cause too much light pollution too. they need to have less spill and be a much warmer color, similar to the sodium vapor lamps. I wish something would be done to defund the police rather than just an empty statement with no actions behind it.

All the city buildings are still closed.

All the new apartments/condos/townhouses being built

All the very corrupt and racist government workers that work In the city building including the very very extremely racist and bias police department! The entire city should be completely ashamed of themselves and should be retrained and reminded who they work for!

Allowing business operation in residential area. House next door to us is running full scale business out of their home with service trucks parked in area all time - our complaint with city was ignored. The house been running business for last several years. Bad for property values.

Allowing the builders to cut all the mature tress and landscaping; oversize houses relative to lot size. Over building.

Ambulance service - heard an awful story from neighbor. Called to complain about car on blocks and asked if the rental was licensed - city worker "We don't license rentals this isn't a communist country" - wow!

Apartments/Condos being built on inadequate land and close to the roads. They look cheap, create traffic safety concerns and bring down home values. Placing a 3 story storage building adjoining a residential neighborhood. These kind of decisions make Troy a less perfect place to live.

Appeals to rich community, not allowing muslim residents to practice their religion by denying them the opening of a place of worship, no diversity in workforce or police / fire, no public transport, all zip codes are taxed for TSD but Troy school is not an option for my zip code (if I am in troy, with a troy zip code, paying taxes to troy, my school district should be troy not warren, the reason we moved to troy was for a troy school district but we could not afford to live in mid-troy, we are on the border of sterling heights and now stuck with a warren school district forever which is unfair)

Appreciate better transparency of the Office Manager. Prior one was despicable-need to have 360 reviews from employees to stop something like this from happening again. I also believe more focus should be on our special needs group is needed (Autism, etc). Would like to see more venturing to try new initiatives.

ARROGANCE OF CITY MANAGEMENT

Arrogance (and eternal rambling at Council meetings) of elected officials

Availability of smaller ranch homes. Inability to downsize in the city.

Bagging leaves for pickup in the fall.

based on the property taxes we pay(which are really high), we (my daughter) are not benefiting of troy schools system including school bus and other programs related to the system....very,very disappointing...tried to reason w troy school district and we hit a wall...thanks
Been here since 1960 (2 yrs old). Seeing the urban invasion taking over this city is sad, but inevitable. As a result, serious crime is way up. Was thinking of retiring here, but just might be moving on for safety reasons. So sad.
Better walking, bike paths
Biased management. Doesn't support the community services for diversified population.
Big Beaver is FULL of pot holes from trucks, the left lane going west is crazy over by the Target.
Big buildings, condos & apt everywhere
Biggest "gap" is lack of a true downtown --> like Birmingham, Royal Oak.
Blighted neighborhoods neighbors rarely cut lawn trash left on streets and sidewalks Increased vagrancy can't walk through neighborhood without feeling sad consequently have to drive elsewhere to walk
Board can sell or do whatever they want without approval from the citizens of Troy. No transparency.
Builders coming in & putting half million dollar homes on small lots in older neighborhoods.. snatching up all property before residents even have a chance. TOO MUCH focus on restaurants and how we look to the outside instead of focusing on the residents and what they want. We want LESS houses being built.. there is less sense of community here now than there was 20 years ago. The school district can be very shady at times, hiding things & covering their butts instead of doing whats right for our kids & the city. Some of the schools were so jam packed with kids that there was no room for new students that moved in.. and look how well that worked for our city now. Stop rezoning to accomodate builders.. focus more on what we have!
Building too many condos and apartments is making Troy trashy. No longer the family community it once was.
Busy main roads
Can't say
Cannot find one
Car and road centric. There is so much pavement that is unused and very little infrastructure for other forms of transportation, even biking.
Children recreational facility, poor police service
citizens are not as progressive as I would like
City Council
City Hall
city manager
City Manager scandal, absolutely shocking to have happened in Troy!
Cluster housing on small parcels
Code enforcement for abandoned properties. Cutting a lawn 3-4 times a growing season is not keeping it to under 8 inches, should not take years to get city to do basic safety
Code enforcement! Walks go unshoveled. Cars left on street for months and years. Trailers etc.
Community Center, exercise class start late. Not inclusive for early class 5 AM. Not happy with the young "hot dog" in city services when appealing to city to build addition. City did not do due diligence in their research, very disappointed.
Condition of street surfaces
Congestion, lack of non-chain restaurants, lack of diverse park area
Congestion, no downtown
Congestion, no real downtown, too much building up of city. We need more bike path, green spaces
Constant road construction, but I understand the need.
construction on 16 mile, stop it!

Construction on roads - turnarounds
Corrupt former city manager/not sure about former mayor
Corruption with previous City Manager
Cost of housing, intolerance of some towards non-white residents.
cost of housing. Limited access to disability services
Cost of living
Could do a better job of winter snow plowing & salting in residential areas.
Coyotes! And traffic.
Crime is starting to tick up, I am pro-police, not their fault
Crime, criminals coming in from other communities
crowded
Decrease in public safety, especially in Big Beaver corridor.
Degradation of green space especially getting rid of land next to firefighters park a few years ago.
Destruction of green spaces for more housing with no land. No family feel. Can't bike places because unsafe without sidewalks that go through.
Destruction of the trees and too much low income construction
Development of green space - in building
Digital billboards and other advertising signage causing visual blight
Don't have any complaints after building a home, raising my family & living here for past 31 years.
Don't like new construct crammed into new constructed or original property
Due to the previous embarrassments of the city manager, I feel city council is very "gun shy" and afraid to make any bold moves.
elimination of the green spaces / lack of community planning
Every piece of vacant land over developed with cluster homes! Council wanting to destroy civic center
Everything in Troy I love.
Everything is the same - housing isn't variated (all the same). Need more ranch style homes/condos!
Everything remains closed, no effort to reopen safely
Evidence that some City employees are not honest
Excessive building on all empty land. Too much high density housing leading to high traffic volume on to roads leading to traffic blocking.
Expensive and high taxes.
expensive to live here (alone), especially for those between the ages of 18-24
Expensive to live, sidewalks around mile roads (ex. Dequindre between Long Lake/Square Lake, John R between Long Lake/Square Lake, Square Lake between Deq/John R, Long Lake between Deq/John R aren't cleared to walk in winter and summer trees and plant growth isn't maintained along sidewalks.
Farmland is gone - too much speeding on the roads.
Favoritism for certain parts of Troy. The southern/southeastern part of Troy is forgotten about that the more northern areas.
For a city like Troy, snow removal needs to be much better and we live in a subdivision near a major intersection (Wattles and Rochester). Also, the subdivision could use more street lights.
For many years a promise of a "downtown Troy"
Garbage pick up
Generally, the people are unfriendly. The new people that are making Troy more diverse more often do not want to be diverse; they do not want to melt into the melting pot.
Getting to be too much brick, pavement, stores, restaurants. We need more green space, trees.
Getting too built up. Need to retain wooded areas.
Good neighbors
gov, police, fire, city officials

Green areas are being given to new developments. Less and less trees. No nice park to walk.
Green spaces are being sold for development. Proliferation of high density housing.
Growing irresponsibly - losing too many green spaces - too many new office buildings where most are already for lease or empty- feels like city is catering to developers vs being a city to raise your family
Harassment of people who have dogs by some citizens.
Has never had much for teenagers to Aquatic Center is for younger kids. No movie theater anymore or miniature golf Rochester Rd is a hodge - podge mess
Have seen "poor" people in Troy. A sad fact. Wonder how the city will help them.
High property tax
High property taxes especially not considering senior people's income vs their property taxes.
high property taxes, no sidewalks
High taxes
High taxes! Followed by too much traffic congestion, City Council approves too much building - roads can't handle it
High taxes, none never clean our street subdivision from the snow, water sewer city to high in the summer
High taxes. Timing of traffic lights, prevent good traffic flow. Sidewalks not maintained on main roads. City adds too much staff with no regard to our taxes. Too many new buildings all with for lease signs. Way too much concrete - too much road widening. \$ poured into library is excessive and library is too old fashioned and not 21st century.
High traffic volume on main streets
High water bill/too many signs at each intersection and down all streets in general
Horrendous Property Tax
Housing is expensive
Housing that is build all the way close up to the road
How busy Big Beaver is.
How over commercialized certain areas are. Ever increasing population density where we live. Better get it under control.
I am 65 and don't feel there are any good residences for older citizens. We need more single floor residences. And the Big Beaver corridor has gotten too commercial. The speed on the main roads are too fast and dangerous. Stop adding commercial buildings to residential areas.
I appreciate the progress in the city has made in creating hiking trails. I would like to see more!!!!
I called the police once when I thought someone had broken into my house and it took a half hour and 2 phone calls before a police officer responded
I dislike that we cannot do something better with the City campus to accommodate a newer, more up-to-date and advanced library. I dislike the old behemoth of a City Hall that is underused. I'm sorry to see the parking lot of old THS being set up as green space vs. a possible site for a new library. We need a new library. Sense a theme here? :)
I do not have any negative comments.
I do not like all of the new apartments, condo style homes going in. We do not need to crowd our already bursting schools. Are we adding more schools for all of the new homes being built? To much traffic.
I do not like that it is not feasible for seniors to move into the area because there is so little affordable housing especially to be able to support their adult children living in Troy. Also, there are no big stores on the north side of the city.

I do not like that people in my neighborhood are allowed to have trashed yards and nothing has been done about it for years despite several phone calls. Several women have been approached by men while walking in our neighborhood and nothing seems to be done about it. I am considering moving out of our family home that was built in the 70's because the city seems more concerned with building building after building and getting rid of green spaces. When I first moved here that is what drew me to the area, green spaces, wildlife, trees. Now it seems there is a construction site on every green piece of land. Seems like the city is so worried about tax revenue instead of quality of life. The increase of business creates an increase of traffic and I really hate driving around because there are so many vehicles on the road. I really dislike the fact that nothing is being done about people who drive in the left turn lane as if it were another through lane. I have seen so many crashes and almost crashes because people think that is to drive in. This continues despite calls the the police. I also think property taxes are so high compared to other communities. And I still can't get my street plowed. Like I said, I loved Troy. I loved coming to visit my grandparents because I thought Troy was such a cool city. Now it seems like the city is become greedy and wants more money.

I do not like the new housing developments and increased population density Troy is allowing. Traffic is backed up in many places and still multiple apartment/condo developments are being approved.

I do wish Troy had a downtown area. But all the smaller malls along Big Beaver provide snippets of that along the way through the city. I also wish the city would continue with public trails for walking and biking. We have lots of parks, which I don't use, but have used some of the trails and Stage Nature Center. I am glad to hear the library will be open 7 days a week again. Friday was a bad day to be closed, as I always enjoyed going on Fridays to get a book or movie for the weekend.

I don't believe my tax dollars are used to enhance the city. No visible city plan to develop larger areas of land into event locations. Also, they are allowing too many hotels and motels to be constructed, which invites more transient, less desirable people into our community. I have witnessed Somerset Mall change from the highest class mall around into a place for gangs and undesirables to congregate and instigate violence. Finally, the old KMart headquarters in the hear of the city has been vacant for a decade with no plan to redevelop that prime real estate location.

I don't care for the multi-family housing developments being added.

I don't like all of these row houses being built. Definitely cheapens the look of the neighborhoods.

I don't like that every blank space is being build upon while not leaving some blank space or making good decisions for the use. Just plain grass is nice for a change and stop high rises where they are unsightly. Like on Rochester Rd with the storage place which looks awful.

I don't like that I can't put a fence up around my own yard!!!

I don't like the library. The troy library should be closed permanently.

I feel the planning of business building is getting out of hand. Allowing property to be purchased and built upon while other property go vacant. The Big Beaver corridor is starting to look junky and Rochester Road has already gone to junk. Just saw that developer was going to get allowance to tear up the green area on Long Lake and Crooks while just north of there buildings are vacant.

I have lived in Troy for most of my life, so it pains me to say that outside of my subdivision, I feel disconnected with the rest of the city. I still want Troy to have that "small-town" feel even as it grows. I want to have deeper and more meaningful relationships with other families and community leaders. The few times that I have reached out to a city department or leader, my message has been ignored. As a conservative, I welcome the ideological diversity we have in our city - but I feel city communications, community events and priorities have lately been geared toward a more liberal/progressive audience. Facilitating connectedness should be one of the top priorities for City Council.

I have three children. Two have graduated from high school and I have one remaining. My experience in the elementary schools was fantastic but the middle and high school level left a great deal to be desired. Very poor communication and there is too much responsibility placed on parents to keep the schools thriving. Also, now that my children are young adults, they are very frustrated that there is nothing for them to do in this city-especially on week-end nights(even before Covid). I agree 100% The only options here are really offered are the movies or eating-both of which involve too much sitting.
I live next to neighbors who skirt the laws and I've been unable to get the city to help me not to have to have security cameras around my home.
I live south of Big Beaver off of Livernois and have for years and seen the city's favoritism for areas north of Big Beaver - reflective in how the side streets are not kept up to date.
I loathe the development and the fact that city council seems to not show any concern when citizens voice these issues. As a community, our neighborhood has felt neglected time and time again as we try to get answers and solutions to problems that have arisen. This development is making clear violations that have direct impact on surrounding households, yet the city refuses to do anything. Frankly it is disgusting.
I love the idea of community and cultural events, but I guess I am missing out on information about them. I lived in Royal Oak and we often took part in festivals and such downtown - and we would like to enjoy that here, I just need to understand how to get in the loop.
I moved to Troy from Royal Oak almost three years ago after inheriting my grandparents' house, which I loved for sentimental reasons. It's a wonderful home, and we have great neighbors, but I miss living near a vibrant downtown with independent restaurants, shops, and associated activities and festivals. It's a different vibe up here---nice, but bland. Which is okay, I guess, because that's Troy's brand, and other downtowns are nearby. It's just a bit sad when you tell people you live in Troy, and they say "Oh, right, Somerset." A mall and a bunch of steakhouses is not the same as a personality. (I grew up in Novi, home to Twelve Oaks and an endless supply of strip malls.) The parks could use more trees... I notice that several of them are sports-oriented, which is fine, but for those of us who want a more natural environment to picnic, read a book, etc., there isn't much shade.
I think that Troy needs to stop building! There used to be so much green space with a ton of trees and now it seems that every available piece of land is being developed. It's very sad.
I think the direction the city and local government has moved over the years is disappointing. The community is slowly turning from a great place to raise a family to a community where we jam in many condos to try to raise our tax base. The local government is also on one side of the political spectrum and that is very clear. They have made campaign promises and unfortunately have not delivered yet. Hopefully that will change eventually. On another topic, I think with COVID our business community is continuing to suffer and many people will slowly move out because they will no longer have to commute to their Troy office. Lastly this push to make Troy more bike able or walkable seems very late. Troy's community was not built or designed with this in mind. Building trails that lead nowhere does not make the community more walkable but it does provide a nice trail for exercise. Lets call it like it is rather than try to sell a modern transportation system on a .3 mile trail. Troy should also be looking at how to be leaders in transportation rather than try to move busses into our communities. There are many ways people have made advancements in public transportation especially in communities where the majority own and operate their own vehicles.
I think the restaurants should be spread more evenly throughout Troy.
I will most likely leave Troy when I retire. Not because I don't love living here but I do want a walkable downtown and great public transportation. We just don't have those things here.
I wish there was a proper downtown where we could walk around, like Royal Oak or Birmingham.
I wish there was more walkability to places.
I wish there were more organized activities/places for kids ie splash pad, more library programs, etc.

I wish there were more street lights
I wish there were more walking and biking trails.
I wish Troy had an exercise park or two for seniors. There are many, many park playgrounds for children, but not one for seniors. Putting a senior exercise park in Firefighters park would be great. I don't like that many people walk dogs off leash in our parks. My wife was bitten by an off-leash dog. I don't like that the city does not lay down cross country ski tracks. I don't like that it is very difficult to get trees trimmed that are the city's responsibility. We need more tree trimming staff. I don't like that the city has had so many personnel scandals. These scandals make us look like dopes.
I would like more of my young families to live here but the cost of living is a little pricey.
I would like to see a more creative vibe for neighborhood nodes. Townhouses to include a small gathering place - gazebos, grills, basketball hoop etc... Street berms to be better landscaped. Wider sidewalks and ALL sidewalks to connect!
I would like to see more dedicated bike routes and more walking trails.
I'd like the city to vacuum leaves in the fall, similarly to Birmingham, a couple streets from me
I-75 too noisy by my home no wall, property values way down. Where are our city officials getting COVID vaccine for seniors. Detroit has TCF we have nothing!
im getting bored :/ i wish troy had more things for ages 16-20s to do. I find that im traveling outside troy to go enjoy recreational activities.
Immigrants that don't take care of their property
In general, the lockdowns have me worried about what our leaders actually think about and their reactions or overreactions to difficult situations.
in many of the traffic lights the walk button doesn't work...so it's dangerous to cross the street by bike
Increased crime at shopping centers. Lack of walkable shopping areas. Traffic,crazy /dangerous drivers. (need more police patrols) Overbuilding previous green areas- Troy has become too congested.
Insuff. & weak incentives for developers to preserve mature trees. Peculiar zoning allowing high density, multi-level dwellings appearing incongruous with community standards. Pedestrians at peril vs dominant auto traffic priority. Need more trails, bicycle lanes.
Irritated with how the school district has handled education during the pandemic
It does not feel safe to walk or bike across any major roads. Crosswalks are not kept up - you can't even see the paint anymore.
It doesn't feel cohesive. It's hard to connect and feel connected. I'd love a Downtown area for people to come together more. There are a lot of things to do, but its too spread out. There is not enough things for Teens or Young Adults.
It would be great to have a walkable downtown but can live without it.
It's quickly going down hill. All these new houses going up are depreciating the values of older smaller homes yet our taxes are still insane.
It's a comfortable home for us.
K-Mart HQ is an eyesore, I hate that fences are not allowed in my neighborhood, and the focus on Walkable Troy is an unrealistic waste of time and money
Lack of affordable 55+ communities
Lack of "downtown", lack of walkable/shopping/business, lack of breweries
Lack of a "downtown" in comparison to Rochester or Royal Oak.
Lack of a completely connected bike path system
lack of a down town. lack of an entertainment district. almost no public transit. there's hardly anything to do here.
Lack of a downtown
Lack of a downtown

Lack of a heart. Missing a city center where people want to gather. We also need mom and pop restaurants and shops to provide a balance against chains.
Lack of a walkable downtown, expensive dining, traffic/aggressive drivers
Lack of a walkable, interesting downtown like Royal Oak or Birmingham
Lack of activities (non-school related) for youth after elementary. Lack of a downtown - too much residential building (lack of green space)
Lack of affordable housing/inclusiveness of lower-income populations. Lack of activities/breweries for young adults. No public transit. Mayor does not respond to citizen email requests.
Lack of affordable senior housing options.
Lack of an actual downtown.
Lack of bike trails, substandard library facilities and hours, inadequate sidewalks, inadequate school bus routes, road condition poor in many areas
Lack of celebrating and appreciating Troy's cultural diversity. Too many narrow minded non-ethnic people.
Lack of code enforcement by the City towards residents who do not remove snow from the sidewalks in front of their homes.
lack of communication, never got return call from city. feel if u live in 48083 zip, pushed aside.
Lack of connectivity to city services and Troy schools in my neighborhood.
Lack of Continuing bike paths and walking paths that are well lighted and safety use at all hours.
Lack of cultural diversity in community and schools. Asian and East Indian races are predominant. Need more Blacks, Hispanics, and Caucasians.
Lack of downtown area
Lack of downtown area
Lack of downtown area - traffic
lack of environmental action, would like to see actions like Ann Arbor are taking, committing to carbon neutral etc
Lack of environmental protection and insufficient transportation options.
Lack of green space
Lack of housing diversity and poor public transit
Lack of local park maintenance. Lack of art, music, theater opportunities. WAAAAAYYY too many apartments and town houses being built on every available space of land.
Lack of meaningful bike trails
Lack of outdoor facilities for recreation such as Pickleball especially during Covid
Lack of overall walkability and public transportation
Lack of parks, green space, trails and natural spaces within walking distance. Living in Troy requires a car to go nearly anywhere.
Lack of police officers of color. Black, Indian and other. Property taxes are going high, get more taxes from businesses. Should be like Florida, get taxes from attractions, SOMerset Collection!
Lack of public transit, lack of interconnected walking and biking paths
Lack of sidewalks
Lack of sidewalks in my neighborhood and cars driving too fast on my street
Lack of sidewalks in older neighborhoods
lack of sidewalks on every major road
lack of sidewalks, mostly in the neighborhoods. Also lack of streetlights. Also the parks are not all that well taken care of Mostly the one behind the racquetball club. That was a mess and needs updating asap
Lack of small businesses and non chain restaurants
lack of street lights in neighborhoods
Lack of street lights.

Lack of trails
Lack of transportation for seniors and people who can not drive
Lack of vegetarian restaurants, lack of street lights, bad roads
Lack of walking and biking paths. Prefer natural park settings, woods with paths. Prefer Rochester Hills parks and library to Troy's.
Lack of water to enjoy.
Lack or a walkable downtown and minimal bike/walking trails. My wife and I find ourselves in Rochester often to make up for the lack of these things.
Lacking sidewalks along many mile roads. Poor traffice light management. Non-funding of library even th ough City is running significant surplus.
Lacks community charm and too much development
Lacks small town charm. No cute downtown area and too many chain restaurants
Large storage units on main roads! No downtown, very few community activities to help the needy, many businesses and residences unkept... No grass or tall grass and garbage on lots. Weeds
Leaf removal should be at the curb like other cities. Instead of all those bags
Level of service does not equal how much we pay in taxes. Local government leaders don't seem to care what the taxpayers think or need
Liberal group think city council is untrustworthy. Congrats on wrecking Troy with the over development and turning us into Warren and killing all the green space and woods. Mainly - city council and mayor can't be trusted to tell the truth. All they can do is parrot liberal talking points
Library
Library building falling apart. Overappraisal of property values.
Library is not physically open, diversity too much of a priority
Library needs significant and ongoing updates to both looks and physical layout
Library not open, no sidewalks
Library outdated - with internet haven't been there in 20+ years. NO WOODS LEFT. TOO MUCH BUILDING - ghettoesque
Library too expensive and always asking for more money with nothing to show for it
living in troy but forced to go to avondale schools. horrible
Long term plan for city
Loss of green space and increasing traffic/council cares only to build
Lost of green spaces
Maintenance of gravel (dirt) roads.
Make it more walkable.
Minimal family entertainment, need complex to include amphitheater, ice skating outdoor, splash pads, rock climbing...
Mismanagement (ie Rail Station - land) and they're trying to make it more urban, which it is not. Poor zoning - allowing giant cluster housing communities.

missing sections of sidewalks in north sections, lack of police patrols on side streets, lazy city workers sleeping in their trucks at 2:30pm, library tax in internet age, smart bus tax for empty buses, mandatory huron valley parks tax (plus fees if you actually go there), blm riots at somerset (all boarded up) and riots on Big Beaver, murder & crime rates by non-troy residents - need more patrols where crimes are happening - hotels (at night) and shopping malls (doesn't take a rocket scientist to figure that one out), fat salaries, pensions and benefits for city employees (higher than private citizens) non-enforcement of no parking zones by mailboxes, ADA staff not helpful at all -just passes you off rather than going to bat for you, Street Director did not keep his word to install sidewalks along S.Blvd when road would be done - we can't even walk to the corner for groceries, CVS, restaurants - Roch. Hills Street Director figured out how to do it on their side - troy HAS an easement because there are fire hydrants We can't cross the road because of ditches and traffic 50 mph coming in both directions

More local restaurants less chain restaurants. More walking paths

Most new restaurants are expensive and area woods being developed we won't have any woods left.

My friends don't visit. Too far

My racist neighbors really make it difficult. When I moved to Troy years ago, diversity was celebrated. It's really changed to a "whites welcome here" community. Sidewalks are not maintained unless you call slapping down crumbling asphalt as "maintaining". Birmingham sanded down unlevel pavement. Why does it matter? I walk 3 miles a day, and I also walk my dog. I end up going on lawns to keep away from the uneven pavement or keep my dog out of the asphalt patches. Only a third of the sidewalks are cleared in bad weather. There's no safe biking option in the good weather. There's no mass transit option to actually go someplace. Arts activities are all downtown Detroit and there's not a good mass transit choice. More cultural activities would be nice. Really missed the senior garden last summer. It's an OK place to raise a family but if you are not a family it's not a great place.

My taxes are too high!

N/A

N/A

N/A

N/A

N/A

N/A

NA

Need more condos and apartments, smaller, less expensive homes for seniors to downsize.

Need more green spaces, outdoor sport structures or outdoor spaces for teenagers to hang out.

Need more parks and walking/biking trails

Need more parks, paths to walk

Need to plant more trees in subdivisions, better maintenance of fitness trail

Needs a better parks and recreational non-vehicular trails program.

Needs more beautification

Needs more walking trails.

Needs to address the children and outdoor recreation areas i.e. importance of aquatic center availability

Never ending commercial building

New construction development projects

no adequate sidewalks

No affordable housing! I have rented here for 5 years but would have loved to buy. But high property values is a 2-edged sword! The more desirable the community, land prices rise and developing high-end product for a decent profit is all that builders will consider. I know so many good hard-working people just like me who can't find "starter homes". Investors pay cash and beat out offers. Also, if I can comment on the development of Long Lake and Crooks: I am skeptical that Troy needs more office space or a hotel. How about apartments or condos?

no affordable housing, no available housing, sky rocketing housing prices keeping us away from home ownership. Schools are good, but hyped too much. Commercial is concentrated only on the Bigbeaver Rd.

No affordable housing.

No appeal to young adults, lack of downtown area, not very cool. Lack of art festivals, fireworks, walking/biking paths

No central nice "downtown area"

No centralized downtown, smugness, and political miens of elected officials and employees

No comment

No dedicated animal control officer

No downtown

No downtown

No downtown

no downtown area

No downtown area to gather/socialize

No downtown area would like free senior facility like Rochester hills.

No downtown area, lack of bars here, though it is very close to other cities with great options.

No downtown or local sports team

No Downtown to walk and have entertainment and very little places to ride bikes without being on a main road. Create a bike lane at least. Troy should take a lesson from Sterling Heights and Shelby Township. They are evolving very nicely.

No downtown Troy to walk and gather. Ex. Downtown Clawson, Downtown Rochester

No downtown walking area

No downtown, common place for people to spend time together. Not much for teenagers to do.

No downtown, few family events like Rochester has, too few walkways/trails

No downtown, no free splash pad, need more bike lanes

No downtown, no outdoor entertainment facilities, everything closes too early (so my young adult children say).

No downtown, no urban center

No downtown.

No downtown. I like events and the downtown offerings in Rochester. I don't like that they removed fencing from Sylvan Glen golf course. 2 balls have come close to my car

No downtown. It would be nice to have a place to stroll on an evening. Also, I don't like all the tearing and cutting down of natural areas to build more homes. Enough!

No downtown/walkable area

No downtown/walkable areas

No downtown; lack of events

No natural areas...being torn down for more McMansions. Cannot access areas by bike or foot due to incomplete sidewalks. No trails that run through the city..you have to drive to a bike trail. Little community feel. The "rich" side and "poor" side.

No place to walk like a downtown area

No public transportation

No public transportation and too few sidewalks

No raking of leaves into street for a vacuum to suck them up. We still have to bag them.
No real "downtown", lack of activities/things such as a large Art Fair, Winterfest, extensive bike trails.
no real complaints - maybe that the construction on 75 and stephenson highway took forever and made the commute and traffic much worse. covid solved the commuting I guess - but having to use alternate routes was not ideal.
No real downtown area
No recycling where I live (Charter Square)
No sidewalks, poor trash collection, voting integrity??
No true downtown feel (still amazing)
No turn on red lights, too many traffic lights, stop doing roundabouts! No festivals - you should have something like Freedom Hill to bring people here
No walkable downtown area. A "prison" like Athens H.S. building.
Noise from I-75
None
None
None
None
None
Northwest corner lack of grocery (Kroger on South Blvd) - congested and unsafe for social distancing. Should be enlarged/updated or shut down
not a "walkable" downtown area like some other places. It feels like strip mall after strip mall.
Not a great "downtown" area, walking/biking safety is low
Not a lot of empty space—a lot of buildings and homes going up that are empty
Not being able to easily sign up to automatically pay my water bill without a fee.
Not enough art/festivals/events
Not enough places for tweens to hang out in summer - need to walk!
Not enough side walks, especially on main roads, bike paths not easily connected
Not enough sidewalks (specifically on Wattles between Beach Rd and Wentworth Dr) and would like to see more investment in parks for children to play at
Not enough sidewalks in certain areas
Not having special treatment being Troy resident (joining club that own by the city does not give us special treatment such as TRC).
Not many exciting playground options
Not much :)
Not much for teenage children to do
Not much trails or walking paths. Heavily built up
Not persistent in making sure sidewalks are clean of snow in the winter. We have many wheelchair citizens and have seen them have to go into streets to get around. If you penalize businesses, they will adhere to the law. Living in a court, not salted well.
Not progressive enough. No downtown a place to hold concerts, festivals, farmer market. A community center! Ranch community for older people to downsize. With a community center to have things to do. A good option for the Kmart headquarter property!
Not safe for biking
Not to many activities for senior citizens.
Not very friendly. Neighbors don't talk to each other, no downtown, no common spaces where people can get to know each other. Kids don't play outside with other kids.
Not walkable, too many chain restaurants, no centralized downtown area or place to gather outdoors without driving, few bike lanes

Not walkable. No safe bicycle travel, poor public transportation
Nothing
Nothing
Nothing
Np sidewalks in neighborhood
Obtrusive storage facility on Rochester Rd N 16
Officials should limit # of restaurants in concentrated areas, especially along Big Beaver, These add to traffic congestion as Big Beaver is only way to enter & exit
Old Kmart's headquarters building
One thing I don't like if that where I live in Troy we are not included in Troy schools map. Very disappointed and should change. Just not fair that we live in Troy but cannot go to Troy schools, and others win the lottery and are able to attend the great school district.
Only time we see anyone from the city is when they are running for election here in the south end.
Oops. Building toooo much. Been here 35yrs. DO NOT BUILD ON GREEN SPACES!! Also, would love to pay more taxes if we could have leaves picked up - As in other cities. Royal Oak, Berkeley, to mention a few. Thanks!
Our city is starting to look like a concrete parking lot. Lack of good green spaces & parks like in Rochester, constantly rising taxes, too much house and retail development when there is already vacant spaces in strip centers, a school district that is too centered on technology and not on teaching problem solving
Our road is difficult to keep up. It should just be black-topped, without removing trees.
Outdated library facility
Over building - ie 16 and Crooks, Old K-Mart headquarters/travel center - underused, lack of summer concerts
Over Building (Residential and Commercial); Loss of Green Space; Insufficient Community Leisure Facilities; Lack of Enforcement of Property Maintenance; Insufficient Communication with Community; Insufficient Public Tennis Courts
Over development
Over development of green space. Poor policy restriction on density. Failure to follow or enforce existing rules for saving mature trees. Appearance of catering and bowing to developers. Allowing re-development by demolishing small structures and approving LARGE homes totally out of character for the area, with seeming disregard for other property owners. That Troy no longer employs our own people for building & other dept and uses contractors or subcontractors with no vested interest in outcome. Those cuts were made when recession hit and were never restored.
Overbuilt and still overbuilding, too much traffic.
Overcrowding, jamming new neighborhoods and business in everywhere. Roads can't support traffic.
Overdeveloped, overpopulated, traffic, not enough open spaces/wooded areas
Overdevelopment
Overgrowth of properties (homes, apartments) and especially restaurants. Our community can't support that many restaurants. Tearing down of green spaces.
Overpriced houses
Parks are lacking, stop tearing down every green thing to pack in more houses. Will be overcrowding - 16 mile already is hell to drive
Past scandals in public office. Lack of main street and family restaurants
People who park blocking the sidewalk in residential neighborhoods when there is adequate parking on street. We have spent millions of dollars to make our sidewalks barrier free and accessible which is negated when lazy healthy people block them with vehicles.
Perpetual road construction and still congestion, haphazard development

Please learn from Rochester re: land use and parks. more walking/biking trails. very difficult to move throughout troy on bike or foot with children. trying to cross crooks to get to Bolan Park via bike is dangerous - the pedestrian walk rarely works and doesn't work on the weekend. the sidewalks are not complete or only complete on one side of the road. Would love to see more diversity in parks (again, see Rochester). Wish we had more trails and walkable features. Land use featuring multi-use or more upscale condos would make us more in line with changing demographics (Boomer and Gen Z). Need BIKE LANES not just paths within subdivisions. Would like to see more EV infrastructure more visible. Also - Big Beaver modernization is very challenging. wide lanes are difficult to cross as a pedestrian.

Plowing, library closed on Fri, road repair, mall crime

Polite city workers who aren't mindful of residents.

Political ethics (City Manager - former)

Poor bike, walking areas to get across the city. More emphasis on additional parks and open space. We need a cultural entertainment center. Young people view Troy as nice but just residential sprawl, no interesting city center area.

Poor city management in regards to picking a city manager Need to up date parks to include new and fun items for kids and families

Poor Park maintenance and upkeep.

Poor snow removal, lack of city involvement in enforcing residents to maintain their laws and homes.

poor zoning on new residential, commercial and retail development

Poorly maintained sidewalks and city owned easements, lack of bicycle routes, too much re-zoning to commercial

Pot holes. If your going to fix just part of a road. Why not the whole section.

Preference given to the more expensive neighborhoods/higher earning citizens. Development of housing.

"Average" houses (under 250k) are hard to come by and the only thing being built is houses that are too expensive for most families and apartments that are creating excess traffic.

Price for H2O and sewage service

Professionalism at city offices

Property taxes

Public transportation

Quit building save green space, Troy is crowded enough. Would like full time firefighters that are not contracted work for the city.

Recent building boom of condos, townhouses, not much land left, increase traffic congestion

Requirements for new business construction to be along the street with parking in the back. This design is inappropriate for Troy's layout. We are not Rochester.

Resent not being responsible to keep rules about yard restrictions in front of homes close to curbs. Allowing new bldgs too

Resent push for communist agendas.

Residents who don't take pride in their property!! Yards and property are let go and bring down quality of neighborhoods.

Road condition

Road conditions - embarrassing in our local neighborhoods!

Road constructions

Road repair

roads

Roads

Roads

Roads

Roads, unregulated traffic lights,

Rochester Rd! It looks horrible with the storage bldg too big and the trashy neon signs. We need serious attention to our blvds. The trees are dead and there isn't a flower to be seen anywhere. Drive over the border to Birmingham and it is a DRASTIC difference. Please get someone with good design taste and get grasses and flowers planted and replace the dead trees and dead grass. Yes, you will need to water! Finally, the bldg variance has allowed for new construction too close to the street (Livernois/SqLake condos) We have lost all of our green space. Compare to places like Northville who has preserved the green setbacks.

Run down areas, feel unsafe walking during the day by myself

Safe biking in bike lanes, not pedestrian friendly, traffic.

Safe place

Scanner trying to steal city assets (major)

School budget for the arts.

School buildings needs improvement, parks should have more activities. Some roads need improvement.

School systems are too liberally biased.

Schools - are the worst

Schools, library, cars almost hitting bikers, people getting stabbed.

Senior citizen housing

Sidewalks need improvement

Snow mound at end of driveway when plowed (probably no solution)

Snow plowing does not come on time when it is heavy snow

Snow plowing guidelines.

Snow removal is slow to respond/doesn't plow

Snow removal off street is no good because it block resident driveway

Some people don't care for their property.

Some road designs are very questionable for safety. Namely, the I-75 SB to Rochester Road exit meeting the Rochester Road and Stephenson Highway split. The upcoming converging diamonds on Big Beaver Road and 14 Mile Road is also going to make it very challenging to unfamiliar drivers.

Some roads could use improvement

Some roads need repair. Residential streets, etc. Don't understand why sports in school are not active.

Some roads not maintained well - Beach Rd. You do not get after people who do not maintain their property - mow lawns, clear snow from sidewalk, etc.

Some that live in less costly areas feel not included.

Someone called the police on myself, and the police assumed I was guilty. (I was not.) This was a frustrating and scary experience for me.

Spending too much of the taxpayers money on the Troy Museum and Too much on the LIBRARY.

Spoke with the Mayor in January of 2020 about the extensive number of homes on my street becoming rentals and the lack of maintenance/upkeep of same by the landlord/tenant. I suggested a rental commission. I have not heard anything from anyone to date. Please contact me at (248) 689-5016. Veonica

Stones and dirt on roadside

STOP BUILDING ON EVERY GREENSPACE THAT REMAINS EMPTY. WE HAVE LOST MOST OF THE "CITY IN THE COUNTRY" THAT MADE TROY SO ATTRACTIVE

Stop trying to develop a downtown and focus on keeping Somerset Mall successful.

Street and sidewalk repair

Street maintenance, snow removal

Street upkeep

strip malls and lack of usable green space

Strip malls on Big Beaver and elsewhere. To many apartment buildings and fast food franchises being approved by the city and developed. Big Beaver should be protected now and only allow nice architecture to be built.
Suburban sprawl
Tax
Taxes
Taxes and spending on useless projects e.g. dog park swim club, aquatic center. Don't spend money just because you have it. If there is a surplus - GIVE IT BACK!
Taxes are increasing. Also, the unneeded view by some that what the city needs are bike lanes on city streets.
Taxes are way too high; roads are average.
Taxes going up regardless of property values and the economy
Taxes. Something should be done to encourage retirees to stay. Like a freeze on taxes after retirement to the year we moved here
TAXES. This was too long too much time, will not do again - my taxes too high for seniors
Tearing down the nature areas we have left for giant houses and townhouses. Rochester Rd is so ugly compared to Bloomfield Hills or Grosse Pointe. We should have cohesive architecture like those communities. The signs are hideous, especially the billboards. We should not have neon signs. It's much more visually appealing. Stop the oversized houses on small lots. We should try to be more like Bloomfield, less like Macomb to flourish. More nature and more architectural cohesion would make Troy more upscale.
That there is no downtown area, like Royal oak or Birmingham have.
That we don't have a true downtown area like Rochester or Royal Oak. I travel to Rochester/Rochester Hills to go on trail walks; Troy doesn't have enough long walking paths.
The building of the mini mansions in subs where they don't fit. These homes are usually built by Gary A. Very rude and a bully. Can't believe the city continues to support him.
The city does not enforce sidewalk clearing. NOT pedestrian friendly in ANY way, does not really enforce COVID restrictions on residential parties.
The city seems to promote the Troy School District most which is discouraging and has always bothered me since one can live in Troy but be within the boundaries of another district. We live in Troy and are in the Avondale district which is fantastic (please note, this is the district I based previous answers on. Also, we need better walkability and sidewalks (Example: along Livernois south of South so that families can walk to the elementary. There is no continuous sidewalk here.
The city's response to over development. Lackadaisical response to developers shoe horning in of developments into every square inch of small open space in Troy. Example = Crooks Rd Townhomes development.
The clearing of land for apts/condos and crowding in houses.
The condos that are popping up on every corner. Too dense and quite ugly!!
The constant construction of densely populated townhome and apartment complexes that are taking over and disrupting Troy's long-standing single-family home residential neighborhoods. Troy Planning and Zoning Boards are hiding behind a "Troy Master Plan" that is not old/antiquated and is not in the best interest of Troy residents. The over construction of these townhome projects benefits no one other than the developers looking to maximize profits. It is ruining our communities and has to stop.
The constant construction.
The continual building on parcels that should be left vacant for green space and wildlife habitat. This bothers me tremendously!!

The disappearing green space. Need to limit new construction moving forward. All the beautiful parts of Troy are getting bulldozed for condos. Completely unnecessary as Troy has a large enough population.

The emphasis placed on grades and not the whole human being by the TSD - we need good citizens not just good students

The fact that the City Hall and library are still closed when most other cities have found a way to safely reopen. Businesses and schools are opening and moving forward while city structures are being protected from operating in ways a business would never be able to do and survive. Tax dollars and Cares Act money will make the city nearly whole again. While employees are safe and protected, citizens stand in the parking lot, trying in vain to contact a city employee inside City Hall so someone will come to the door to assist them. Ridiculous. There are safe ways to serve the public and remain open, stores have been open and their service to the public is no different. Why are city employees being treated so much differently than the rest of the workforce?. Do you really think they are all staying home and not getting out? The only place they are not going is to work and most of the employees like it that way. Also, the library has been ignored for far too long. A new building should be a priority. Merely throwing good money after bad to fix the roof and carpet the building while the basement is leaking, pipes are bursting and the building is decaying rapidly. How can a "stellar" city have their most used public building be the eye sore that the library is? It is embarrassing. We also need things to bring the community together. Clawson and Rochester Hills have parades and city events. Troy has nothing. Troy Daze is now privately sponsored and not truly a Troy Community event. Clawson and Rochester have great Farmers Markets in good locations, not a hot parking lot. They have great variety of vendors, ours is a poor substitute. We have no 4th of July, or Xmas parade, nothing that brings the city together as other cities do. We have no downtown so we have to do more and try a bit harder. This city is only concerned with money and allocating the most it can to public safety, and salaries/benefits. It has cut all ties to community, Stage Nature Center, Historical Village all now private. Even the library was almost forced to close years ago because the city decided it was not an important resource and had no money to fund it. Troy's priorities are misguided. It can't truly be a community unless it starts at the top and re-prioritizing the people that live here as being the most important.

The government.. Its getting better compared to the past, but too much bs even now

The growth of the city has not left much green space - too many condos being built w/o regard for green space

The houses are mostly homogenous and depressing (mcmansion-like), my neighborhood is not at all diverse, no walkable downtown, no art scene..

The inability to effectively maintain the roads in the winter. I am tired of my neighborhood being a skating rink.

The increase in crime especially at Somerset Mall has me concerned.

The lack of a walkable downtown area. Having been recently married, my wife would rather live in a town/suburb that is walkable and/or has a downtown area to it (along the lines of Birmingham, Northville, Plymouth, etc). Troy doesn't meet those standards. Also, if the city wishes to increase biking and walkable traffic they need to start putting bike lanes on roads and put sidewalks on all major streets (some major streets still do not have sidewalks on sections as well as some sidestreets)

The lack of areas for the youth to utilize. Only 1 basketball court in city limits.

The lack of different perspectives on the city council. The police are often unresponsive. There aren't enough choices for activities.

The lack of diversity of programs at the library involving book clubs discussion groups and other activities from other parts of the world. I also think that Spanish and other foreign languages should be taught in schools. I wish there were more involvement in teaching adults and children about respect of other races, religion and backgrounds, the importance of the contribution to our local society from our foreign population. I also would like that people are taught how to save water and recycle, to save energy, etc. It could be a page in each Troy Today brochure.
The lack of help from Govt in keeping community laws - such as buildings on lawns that are in poor condition. One house near me has 3 outbuildings with no doors and never been painted - looks terrible
The library - need to have longer hours of operation and larger selection of books.
The library's lack of attempts at opening in person AT ALL during this pandemic is so incredibly disappointing, especially when compared to similar communities. Look at Bloomfield, Rochester, West Bloomfield, Birmingham and Farmington. The millage was sold to us as increasing hrs etc, and it is far from the truth at this point. Hope the new director has a better vision and a plan of action that starts immediately. Sending me an email stating it isn't safe to reopen is ridiculous, especially since TCC is open. Books are not more dangerous than sweaty people! There has been no communication via newsletters or on the website about when the library plans on reopening to the public. Between the library and every green space in Troy being built into neighborhoods, it makes me want to consider moving elsewhere in the next few years. So disappointing.
The lockdowns. I don't think they follow true science, but rather 'scientism' and politics.
The new construction. Too many new houses/businesses being built and taking away the green space that drew me to the city
The north end of the City and new expensive subdivisions get priority attention. The south end of the City (the older section) is low priority. Look at the sewer flooding and lack of equipment at the one park for the entire subdivision compared to other parks.
The only issue we have is the way the garbage men throw our garbage cans around. And if that's the worse thing I life living here, that's not too bad!!!
The planning committee needs to stop all the crazy development plans. Stop taking away green space.
The racist people that live here.
the rate of new construction. The city seems to have a dislike for green spaces and just has to build something on every spare green space in Troy.
The schools at the elementary and MS level are going down hill. Bad curriculum.
The snow removal is the worse!!!! Come on Troy you can do a better job. I don't this they never ever plowed or salted my street this year. (Trombley) never mind they literally just went down my street.
The state of the roads
The stop light @ Coolidge and South Blvd - need a right turn lane!! Sit through so many lights.
The street in front of my house does not drain water just sit at the bottom of my driveway after rain or snow
The taxes
The taxes, taxes used for the library
The traffic - I don't like the xame (sp?)
The traffic is terrible - and there are areas of pavement on my street that need my attention
The traffic signals - some have left turn first, some have left turn last - all on same street
The traffic. The traffic lights need to be timed and evaluated based on the businesses around. I live by Somerset Collection and the empty Kmart building and half empty office buildings around do not reflect the traffic light at Golfview and Coolidge. Get rid of left turn light

The troy library has been disappointing. The children's programs & good quality books availability have been lacking. Before the pandemic we often had to use Birmingham's library. My kids love reading & we find it can be frustrating during Covid to try to get a good number of books for them.
The Troy Police Department and the court district
The Troy Police department's continuous disparaging treatment of blacks in all aspects of dealing with them. After 30 years the police force nor city offices have diversity of employees in the police department nor city offices according to the number of black citizens who pay taxes that pay salaries of these positions. Something that needs to be looked at broadly and modified appropriately.
The way the city planned the back entrance to all the restaurants on Big Beaver.
There is no "downtown" or city centre
There is no cohesiveness. All of the high density housing that is going in and does not fit in with the surrounding area and the resulting green spaces we are losing! All of the strip malls and no downtown area to walk, shop, dine.
There is no downtown area. It is not a very walkable city.
There is no outside center of town for restaurants and businesses that is pedestrian friendly.
There is not a walkable downtown area (ie Northville, Plymouth, or Ann Arbor)
There is not many housing opportunities for people who are of lower income.
There isn't a center of town. No place for community to gather
There isn't really a walkable downtown or city center.
There really is nothing I dislike about Troy. Can't wait for it to get back to pre-COVID days, especially with senior activities!
There's a lot of traffic on Rochester and Crooks Road.
There's nowhere that feels like a walkable city center; prior to living in Troy, I rented in Birmingham and within 1 square mile of my residence, there were 3 parks and many walkable businesses. There are no "neighborhood parks" and nothing within walking distance, including schools. There's stretches where there is no sidewalk, so kids have to walk in the street in the neighborhood and there's no direct neighborhood access to the elementary school; it requires kids to walk in the road and then exit the subdivision onto a main road to get to the school.
They keep building. Taking the country feel away
they need to have cars off streets, at night in heavy snow. so the plows can do the job, instead of us driving in ruts for weeks. and inforce the shoveling of walks and cars blocking the sidewalks so it would be safer to walk.
To many traffic signals
Too high taxes for seniors - putting money where they say!
Too many chain restaurants instead of unique ones.
Too many chain restaurants.
Too many high density housing projects.
Too many houses being built on every empty piece of land.
Too many houses, no green space, condos and people everywhere.
Too many rental properties, & properties that are poorly maintained. Crumbling sidewalks, porches, lawns allowed to grow nearly knee high in my neighborhood. Inconsiderate neighbors regularly blasting music louder than my TV when doors/windows all closed.
Too many residential properties being built and very high taxes.
Too many restaurants on Big Beaver. Access to I-75 used to be a good thing. Now, not so much. Now, easy access for others who do harm to our city.
Too many single family homes being built.
Too much building of apartments in already dense areas. We don't need more apartments or hotels. They can't all be full. The city needs to push development of the old Kmart headquarters. It's an eyesore and waste of space.

Too much building of homes and retail at the expense of green space. No real plan for the future.
Too much building of ugly condos and apartments! Rocky roads (new ones)
Too much building, we need to preserve as much open green space as possible. Would like to have a green park like downtown. No more offices or homes.
Too much business real estate abandoned/for lease. Outdated library. No sidewalks - beach road needs better parks
Too much construction going on. Building too many new residential buildings & not enough space for kids in schools & traffic in the street!
Too much construction; especially in/near parks. Need more green spaces.
Too much development, not enough greenspace. The development needs to include more greenspace! Too many new businesses, strip malls, etc which is taking away from natural beauty. We visit Rochester far more frequently for their downtown, wonderful bike trails, outdoor space, beautiful municipal park...all that Troy is lacking. It's very sad seeing Troy continue to tear down trees and add more buildings. When will it ever be enough development for Troy?
Too much development. Need enhanced park system. Biking, walking riding trails. Every community around Troy has basketball courts at the parks. Not much for the kids to do here.
Too much new construction. Leave more vacant forest.
Too much restriction in general, comparing to other cities.
Too much traffic
Too too much development!!! Eliminating green and open spaces - cannot handle more commercial development
Tough to find good easy food near by
Traffic
Traffic
Traffic
Traffic
Traffic
Traffic
Traffic
Traffic
Traffic
Traffic
Traffic
Traffic
Traffic
Traffic and construction
Traffic and strip malls on every corner
Traffic and too many apartment type complexes going in. They will crowd our already full schools
traffic at intersections.
Traffic at times
Traffic congestion
traffic congestion
Traffic congestion and intrusion of commercial business into residential neighborhoods and master plan adherence's. Also put more traffic cops on the road, too many bad drivers
Traffic congestion in the summer - too many roads worked on at same time * poor scheduling of road repair all at once
Traffic congestion on major roads. Oakland Mall has become an eyesore and, frankly, a scary place.
Traffic congestion on some roads (Big Beaver, Rochester, etc), worsening road noise from I75, the billboards that were put up on Rochester Rd, seemingly constant threats of shutting down community facilities such as the library and aquatic center.

Traffic congestion. It seems that our city infrastructure hasn't kept pace with the increased development.
Traffic enforcement is non-existent!!!!
Traffic light Northfield Pkwy & Wattles turns yellow on weekends making it difficult to walk to park
Traffic lights are timed poorly. No downtown. Limited nature areas/walks. Poor streets/ roads, pot holes. Add night cross-country skiing @ Sylvan Glen @ night like it was in the 70s/80s.
Traffic movement (mile rds not 5 lanes, lack of right and left turn lanes)
Traffic on Rochester Rd and on Big Beaver
Traffic volumes and the difficulty to move from area to area without interacting with that traffic
traffic, it's not very walkable/bikeable, lack of public transportation, it only looks like a suburb/no town center
Traffic, lack of green space, overdeveloped
Traffic.
Traffic. Overdevelopment.
Troy does not have a good all week available farmer's market and other cultural activities for its residents like some cities
Troy has and continues to become more diverse esince the last 3 decades. However, the lack of diversity in elected officials, city government officials as well as the police force is anything but diverse. There is absolutely no indication that there's even an attempt at addressing this lack of diversity. This is very concerning, especially in the police force. Does the city even publish a diversity report? I have no idea. Secondly, the community outreach by the police force ("pawfficer" etc.) is very cute and nice, but doesn't provide any useful useful substance how the public can get an insight into the workings of the police force. It feels like it's very insular. This is very concerning especially in light of what's happening in the country for driving home racial equity.
Troy is building on every possible piece of property. I realize the infrastructures are old and need to be replaced, but enough is enough. Troy's City Council does not work together. Parks are inadequate and need to be updated. I'm worried about our local streams and drains. Better use of tax dollars to offer more entertainment for all age groups
Troy opens new paths and bicycle Paths but does not maintain walking path by aquatic center.
Troy touts itself as a diverse community. While that is true more needs to be done to promote inclusivity, tolerance and acceptance.
Unaffordable housing and the city is getting rid of too many green spaces to put in too many overpriced subdivisions. The city does a horrible job at including families who live in the city but attend Warren Consolidated in anything. Makes those families feel not wanted in the city. Wishing that small part of Troy would be absorbed into the Troy School District.
Understaffed police, too many apartment bldgs.
Unethical mayor
Use of remaining land. Need more green space for animals or need to remove them to greener pastures. Building of high density condos, townhouses and apartments. Troy's been mainly a residential community of homes.
Vast development and absence of trees
Very corporate feeling in many parts, no quaint or walkable "downtown" spaces, lack of embrace of our Muslim community, dubious embrace of diversity (Troy attracts the so-called "model minorities." Would we love our diversity as much or seek to grow it if folks from stigmatized communities started moving in?), the East vs West snobbery regarding Troy schools, the entitlement of MANY Troy Schools parents.

VERY few quality ranch condos for seniors to purchase . Most of our senior friends move OUT of TROY because of lack of quality housing. City government dropped the ball on developing acreage at Big Beaver and I75 near community center. That development would have made TROY a premier community. Troy need a cultural center and a hub for gatherings.
Violators of code enforcement. Repeat offenders should be assessed higher fines that are not waived for any supposed reason until the homeowner corrects consistency!
Volunteer fire department, lack of response from city staff (ie code and property enforcement)
walkability
Walkability is low on Big Beaver. You have to walk significant distances to find a crosswalk on Big Beaver. And motor vehicles aren't accustomed to pedestrians. I would love green space/parks and place making on Big Beaver.
Walking
Water bill is WAY high and taxes and to financially keep up
Water is too hard, housing cost too high
Way too many homes being built, no green space left (almost!) and traffic sucks!
Way too many parcels of land are being sold and cut down for more giant houses that
We are in our 70s and have been taking long walks this year. Is it possible for the city to care of snow/ice on sidewalks like Coolidge and Square Lake? Firefighters is plowed.
We do not need anymore stores, eateries, etc. Not forward thinking as buying property ie Sterling Hghts Nature Ctr Troy's is too small. I am angry that Troy School District sold remaining green space for housing. I wish Troy would buy green spaces as neighborhood parks ie property on Forsyth. Too much building everywhere.
We need "open" baseball diamonds for kids to play on - ALL kids! Lack of communication with the local community - Replace the STOP Sign at the end of Madison Dr. Never observe what needs to be fixed in our subs - Get out of your truck! Walk the neighborhoods. Let's get back to community. Stop putting in trees that you don't want to maintain! Stupid!
We need a leaf vacuum trucks, instead of bagging them.
We need more diversity in schools both residents and staff.
We need more trash cans along paths and around the city
We need to open city hall and all city services. Mask up and hand sanitizer OPEN up. Why past due!!!!
We never get work done in our street. No snow plowed or trees trimmed. Other streets do but Hempstead never and we are right behind a school. I always call and nothing ever happens.
What I love most about visiting other cities is the downtown area and feel. If Troy had that, it would complete the city.
What's not to like?
When I first moved to Troy 30 years ago, it was a very progressive city with a clear development plan for the future that attracted quality people and businesses. In the last 10 years, the city is more focused on building transient housing such as hotels/motels that is attracting less desirable residents/visitors. This is clearly reflected in the growing crime rate and the level of violent crimes in and around the city's center with Somerset Mall. No longer feel safe to shop there. Also, the city does not have a clear future development plan to attract large venues or attractions leading to underutilized land and poorly redeveloped land (Crooks and I-75) for example and the former KMart HQ in the heart of downtown Troy.
Why is some of Troy in Avondale School District. Should all be Troy schools.
Why were all the developers allowed to build so many row houses, not at all attractive, not many ranch homes available for us older citizens
Wish there was a downtown; more walkability
Wish there was more celebration of diversity, more activities offered for young adults. there are lots of programs for seniors and families, but not many for adults 20-50.

Would like to have min 2 full time firefighters @ stations @ all times
Would like to see a wider variety of senior programming like OPC in Rochester has
Would like to see more tennis courts, pickleball cts and bike paths. Wish it had a downtown community. Most restaurants are chains.
Zoning/Bldg Codes- Who in their right mind would space \$400K++ new single family residences 20 feet apart ??

Other: Future improvements
5 lane mile rds, left and right turn lanes
A downtown area
Add a therapy indoor pool and hot tubs in Troy Community Center.
Add more senior oriented housing - single story
Affordable Housing Development
Affordable senior housing options
An open library 7 days a week.
Area for exercise with equipment in parks
Baseball fields
Better city planning
Bike lanes
bike lanes on roads
Bike lanes on streets
Car and art shows
City Planning
city planning
Community Engagement
Community events/fireworks, festivals
Community Pools Throughout Troy
Connect all remote corners of Troy to trail system
Crosswalk on Rochester @ Stephenson. No place to cross. Speed limit too high.
Downtown area
Downtown area and preserving green space/woods
Downtown Troy
Earlier times for exercise class 5 AM
Fix the Boulan Park tennis court
Free outdoor ice rink like surrounding cities
Gen'l sprucing - looking dated around town
Hunting programs
I like our library building the way it is. Built to last. Newer rarely means better.
Improved incentives to preserve trees, wetlands
Indoor x soccer field. Rail service on big beaver. Pedestrian walk overs on big beaver
leaf pick up from street
Leaf pick-up several times per Autumn!
Leaf vacuum in the fall from the curb
Maintain wetlands and woods
More naturalization of parks. Instead of grass and asphalt include more native grasses, flowers and
More Public Transportation Options
More toddler friendly areas at parks, improvements at current parks - Beach Park
More tree planting to really show we are "Tree City USA"
Move all of Troy to Troy School District
N/A
N/A
Nature Center improvements
Neighborhood barrels of sand for snow
Never more respectful police
New Athens H.S.
No comment

Pickleball courts
Pickleball courts
Place for teens to hang out instead of vandalizing neighborhood parks.
Place to ballroom dance outdoors - similar to what was available at Metropolitan Beach.
Place to walk downtown Troy
Places for community groups to meet/hold meetings
Plant more trees
Please consider a 4 corners flags or signs at Adams and South Blvd. Troy, Rochester, Auburn Hills,
Please do not waste money on medians.... Seriously
Preserving wooded areas, instead of putting in more houses!
Public Transit
redevelopment of Kmart building
Return winter sand barrels to neighborhoods
Right turn lane at Coolidge and South Blvd
School buildings! Oldest in the area...
Senior citizens Programs.
Sidewalks - Lots of families who want same places to walk on busy roads
Signage improvements
Snow removal residential
Specifically expansion of walking trails! I love the ones we have, I would love to see more!
Splash pad, bike trails
Splash pad/outdoor ice skating rink
stop LOOKING for ways to spend more money
Street lights!
Stronger "city center" option
The ones crossed out are a waste of tax dollars (aquatic center, dog parks, new gateway signage)
walkable downtown
Walkable downtown/shopping district

Other: Future athletic spaces
A little to old to use athletic spaces
Any the kids need no pro or semi-pro sports. I have no kids.
Badminton and hot tub
Baseball programs and fields
Bicycle trails
Bike lanes
Bike paths
bike trails
Bike trails
bike trails
Biking
Biking/Hiking Trails
Concerts/theatre
disc golf
don't care so much for athletic enhancements
ENOUGH ALREADY
Fitness Center
Football
Football - kids
For senior citizens
Golf
Growing local deer herd
Gun range
Indoor golf venue
Indoor training center; football
Indoor walking during winter
Inside walking trail
Landscape in Medians, or a selected area for a Downtown feel
More walking trails improved
More walking trails.
More walking/hiking trails
None of above
Not interested
ORV trials - dragway
Out door senior exercise park. Cross country ski tracks. Squash courts.
outdoor calisthenic workout areas
Outdoor fitness classes
Outdoor yoga and fitness classes outside
Permit kayaks on Sylvan Glen Ik
Pickleball
Ping pong and gaga ball
Practice area at Sylvan Glen
Rock climbing
roller derby/indoor roller skating/
Roller/Inline Hockey
Skate park like in Ferndale
Skate Park, RC track, Climbing Walls, and space for other alternative sports.
Soccer with turf fields

Softball
Softball fields
Something for disabled/handicap
Special needs youth sports
Splash pad
splash pad
Splash pad
Splash Pad
Splash pad, turf play area for kids
splash pads in multiple parks and ropes courses
Tai Chi
Taijing
Too old to use!
Trails and pathways
Trails/re space at the Troy Farm Park develop activities there.
Troy needs an outdoor skating rink
Troy needs an outdoor winter ice rink like Warren!
Up to younger members
Vid/baby/mom groups
Walking areas
Walking trails
walking trails
We could use some hills for sledding
We don't need any more athletic spaces
Why the tennis courts were removed without looking first for sponsors to keep maintain?
yoga areas for parks

Which types of businesses or services would you like to see?
"On the Border" restaurant
(already mentioned)
A bakery.
A bicycle shop. Plain old bars with cheap drinks/shuffle board tables.
A book store. Family-owned locally-owned restaurants.
A city sponsored community group for the homeowner associations to gather and share best practices and work together with city departments.
A coworking space for entrepreneurs & home-based businesses.
A lending library
A new and used book store with coffee and nibbles and comfy chairs
A place to walk and gather in downtown Troy
A true downtown for our city
Affordable cultural events (musical, sports, etc.)—nothing to do!
Affordable family restaurants
Affordable grocery and household items stores
Affordable restaurants
African American owned businesses
Again a city center or downtown area, maybe develop the old Kmart HQ area.
Again, an accessible, adequately sized grocery store for Northwest Troy. Going to Auburn Hills to avoid - would prefer to stay in Troy but limited options.
Aldi grocery stores
All kinds of business a lot of them
Any but my guess is that the current crop of council memebbers and mayor will make Troy an unfriendly place to do business following their borders from the Democrat idiots in DC. Capitalism built this country and city - don't tear it down for your political agenda.
Any new businesses, especially small businesses
Anything that helps people use cars less and move more would make our city more attractive to younger and post-retiree buyers.
Anything that would retain senior citizens. Many senior friends are looking to downsize but not willing to downgrade quality- none of our friends who have made a move like this in the past 5-10 years have stayed in Troy- none. ALL have relocated to neighboring communities where they can acquire homes that meet their needs without sacrificing the quality that they have attained over the years. Troy's newest condos are multi floor and less than high end quality. Price does not equal quality.
Arcades, coffee shops, Mom and Pop shops, entrepreneurs, archery
Areas to hunt, guide services, wildlife seen (hunting as a positive)
Art and culture
Art gallery
art, culture
Art, music
Artisan corridor
Arts
Bakeries (Homemade Breads and Sweets); Henry Ford Health System Hospital
Better affordable housing for retirees.....need more apartments and condos for those wanting to downsize after raising their families.
Better library. More youth sports or activities.
Better non-chain restaurants

better restaurants and an actual walkable downtown area like Plymouth or Rochester. it's bad to have to go elsewhere to spend time with family and friends. there is no feeling of community without a gathering place downtown.
Better restaurants, variety and quality
Better road maintenance, less potholes, less billboards
Better snow removal on all residential streets
Better snow services. The plows dump all the snow from plowing right in front of my house. When it melts I get the water. Why can't the snow be dumped in front of the property being serviced. I know this sounds unimportant to you but at 83 yrs old I would like the respect as a senior citizen to have the snow equally dumped in front of each house.
Better traffic enforcement!!!!
Better trails program. Curbside leave pickup not in bags.
Big outdoor beer garden with other foods and market
Bigger variety in restaurant choices
Bike shops, art stores, any sort of fitness store
Bookstores.
Build a downtown
bus transit system, something similar to OPC in Rochester.
Businesses that are open.
Businesses that keep up their property. See businesses in the northwest corner of Maple and John R (one example)
Café, restaurants
Cafes, vegetarian restaurants, Trader Joe's
Cafeterías with tables to play board games. More dance schools. Culinary schools or diploma schools.
Cannot think of any that are not already here.
Can't think of any business or services at this time.
Can't think of any. Seem to have enough within the city.
Car Wash, Auto Parts Store, Hotels
Car washes
Cheaper restaurants. Cannot afford the prices at expensive restaurants
City of Troy Post Office could be improved (I think this is not run by Troy), but biggest challenge with efficiency in City.
Clean energy
Coffee shops
Coffee shops and community spaces
Coffee shops/really Troy has a great selection of so many things!
Comedy Club, concert hall, downtown atmosphere walkable businesses, a bike lane.
Community Center - more wide ranging programs. Walking areas and gathering spots within commercial area look at Birmingham!
Cooperative work spaces Sound Barriers to I75 at Adams Rd Restore the Old One Room School House on Adams at South Blvd.
Costco, Trader Joe's.
Craft breweries! More apartments for 0-60% AMI of affordable housing
Cross country ski rental and cross country skiing at golf courses
Depends which is chosen by most people. Services for old people - seniors - like transportation to and from doctor's office within certain miles in Troy.
Discount stores
Diversity of different cultural background.
Doesn't Troy have enough places not full?

Dog friendly businesses and services.
don't know
Don't really know
Drop in Ceramic or Art Studios, Art Gallery, European Coffee Shops, Outdoor Music Space/Pavillion, Sporting Event Space, Festivals, Fun Runs. I'd like to see more activities for Teens or Young Adults. More transportation options . Think Ann Arbor .
Educational classes, art, social gatherings
Elderly - retirement - extended care
electric vehicle charging stations
Electronics/High Tech Manufacturing
Engineering, software and other businesses that generate high paying jobs
enough of the tenement type condos UGLY
Entertainment, such as performance venues. Higher education as well.
Experienced based fun for teens and families, or for date nights e.i Escape Rooms, Hobby-based businesses (Painting, Pottery, crafting etc) Concert & Entertainment,
Facilitate community services permission to diversified communities.
Family affordable restaurants
Family friendly in center of city Rochester Rd Livernois > Wathizs to Sq Lake
Family restaurants
Family-friendly recreation/entertainment
Family-owned restaurants (not more chains)
Farmers market
Farmer's Market
Farmers Market, brewery, boutiques
Fewer restaurants, more specialty shopping; outdoor malls similar to The Village, perhaps; more walkable. Outdoor skating center or entertainment center with tables for sitting, visiting.The proposed project at the KMart building site had some great ideas that could be implemented - as proposed with the Civic Center idea that failed due to other ridiculous reasons.
Fine as is.
Fitness areas in the city for walking and biking. Every new road with bike lane. Pedestrian walk over on big beaver every mile between the major roads. More taxes from malls, less from resident. City discount card for resident from businesses. Buy for one hundred, get ten percentage off until you reach one hundred, buy again.
Fleamarket - antique mall - sledding
Food/ restaurants
For business, I'd love to see more local, independent coffee shops. For services, I'd like to see more place-making initiatives along Big Beaver and in major parks - to get people out and engaged
free private car service for Troy residence to and from restaurants/bars during all business hours
French pastry and coffee shop - not Starbucks, crepe and breakfast, vegetarian restaurants.
Fresh vegetable stands
Frozen custard like Emma's Car Wash
Fun places for kids cheap and safe and all welcome
Furniture stores, yoga studios
Green energy generation
Green space, stop building homes/condos
Greenspace! Less businesses and strip malls
Grocery stores
Growing businesses; Large expansion big beaver needs to fill out
Gyms

Have something done with old K-mart headquarters
Health food stores - Trader Joes
Healthy food market along Rochester Rd. corridor. Trader Joe's - more restaurants, especially closer to neighborhoods. Roch and Sq. Lk
High quality paying jobs..
Home repair (affordable)
I am fine with what is here.
I can't think of any
I do not want to see places to vap. I do not want to see places to buy marijuana. I do not want to see hookah places.
I like the restaurant choices, but it seems like everything is on Big Beaver. It might be nice to have restaurant choices that are spread throughout the city,
I think our biggest risk moving forward will be keeping the criminal element out of our mall & hotels. The news of shootings there is very concerning to me.
I think Troy is fine just as it is.
I think we already have a great diversity of businesses and services
I think we have everything we need
I want to keep a green city. Please keep planting trees in the neighborhoods and main road medians i.e. Crooks Rd be Sq Lk and S Blvd and Coolidge Rd between Long Lk Rd and Sq Lk Rd. Thank you.
I would like a place in Troy that you could haul your own tree branches and brush to in your own truck. (Warren has that.)
I would like to see a main street developed with restaurants and bars
I would like to see a walkable downtown area with park-like setting and restaurants and shops, and buskers and/or concerts
I would like to see a walkable downtown with small shops and pubs/restaurants.
I would like to see fall leaf vacuuming
I would like to see more family owned restaurants and businesses (not chains or a franchise)
I would like to see more independent/small business type of operations. Large box stores come and go, leaving large expanses of empty retail shopping areas. Smaller businesses may come and go, but there is more likelihood for turnover vs. empty storefronts that we have had on many occasions int he city.
I would like to see NATE FORBES THE DEVELOPER OF THE OLD KMART HEADQUARTERS ON BIG BEAVER DONATE THE LAND TO THE ARTS. BUILD A MUSEUM OF MODERN ART WITH AN ART COLLEGE ATTACHED. This would benefit both the owners by attracting more tourists to their Somerset Mall, and Troy residents by bringing culture and education to our city.
I would like to see some restaurant spread through out the city. New stuff on Big Beaver is all great but not all of us want to get into the traffic to get to them.
I would like to see the Farmers Market expanded and with longer hours.
I'd like to see an arcade/go cart business for our teens to go to with friends and keep them off our streets. I'd also like to see roads and sidewalks put in on all streets
I'm very satisfied with the businesses in Troy.
Ice cream
Ice cream with gathering space outside nearby
Ice rink in the winter
I'd like to see more done to maintain the walking paths at city parks.
IDK
IKEA, camping world
IKEA, Trader Joe
I'm good as is

Improve streets
Independent bookstore, eco friendly businesses, art/craft businesses, local handmade artisan marketplace
Independent non-chain restaurants. More public gathering spaces in the library (post-COVID). Lovely median lighting like on Big Beaver trees.
Independent restaurant, retail, and entertainment.
Indian restaurants, grocery, bowling
Indoor/outdoor shooting range. Space for over-night camping
Interactive social businesses that are affordable-like painting with a twist or even a place to place cards for people of all ages.
Is there a shortage of daycare centers? I am always walking at Stage Nature Center. Troy could always use more nature - trails, trees, etc. I live in an apartment which does not offer recycling. Why is this not required of apartments? Prior to the pandemic, I recycled at SOCRRA. It is hard to get in there now. Just generally, I wish that Troy would be come more "green" and emphasize and promote sustainability.
Islamic places of worship, women-owned and minority owned businesses, troy schools for all zip codes all residents or troy paying taxes to troy
IT
IT/tech (software engineering jobs)
KEEP & fix up the water park.. a nice park area across from the water park area (when you're first pulling in off Livernois).. there is a skate park there but its super basic & lots of wasted space. Fix it up, use that green space up for a PARK (not more buildings or business or houses PLEASE). We need activities for older kids. Farmers market needs a perm spot.. maybe near the skate park? Look to Sterling Heights for inspiration. I dont want to drive to S.H. for the farmers market, I want to see one like that in OUR city!
Language learning services
Large venue or attractions that will attract quality people and improve Troy as a place to live.
Larger selection of shopping.
Larger, better aquatic center with adult area
Leaf vacuum trucks pickup.
leaf pick up from the street
Less - storage facilities
LESS business development. I feel like EVERY available space large or small is being filled with inconsequential businesses or buildings that aren't rented when built or ANOTHER restaurant. Be done already! Get rid of the tacky looking K-Mart HQ which is looking very run down and brings down the whole look of the city. Remember when there was a big fight about Hooters being at the "Gateway to Troy"? What about the run down slum like K-Mart HQ in the Gateway to Troy???
Less businesses.
less chain shops and more local smaller business.
Less chain stores and more boutique locally owned small business stores
Less commercial property, more parks and space for recreational activities. Better Promotion of small businesses
Less restaurants and more small independent retail businesses.
Live music like Wagon Wheel used to be.
local
Local
Local artist
Local shopping & services in the neighborhood nodes that was created. Instead of changing them to condos and housing units. We need local shopping and services that are close to our homes.

Locally owned Italian or family restaurants. Less overpriced steakhouses.
Locally owned, more moderately priced stores.
Marihuana dispensaries
Marijuana sales. Many people use marijuana to handle pain and improve the quality of their lives and I think it is ridiculous to have to drive so far to obtain a legal and helpful substance.
Markets, Trader Joes
Meat markets
medical
Medical provisioning center (non-recreational)
Medical services
Mid range restaurants. Seems like a lot expensive restaurants have gone in. More one of a kind boutiques.
Mid-level restaurants - too many hi-end already
Minor Baseball stadium
Miss thunderbird bowling alley. Wish there was a local tractor snow blower maintenance.
Moderately priced restaurants
Moderately priced, quality restaurants
Mom and pop restaurants. Less storage places.
Mom and pop retail and fine dining
More activities for kids - sledding, ice skating, playgrounds.
More community friendly areas - more pedestrian friendly spaces, more dog parks with size restrictions or separate areas (large, small), more community health education (COVID, masks), higher taxes on higher income brackets (to support these programs)
More convenience stores in the neighborhoods.
More entertainment options, especially for young families.
More events for families and kids.
More family-owned restaurants and shops, rather than large, chain stores.
More for senior citizens. Every senior should get the Senior Bulletin sent to them instead of having to call and subscribe. Note: There is not one mention of any thing for seniors in this whole study! :(
more fun things to do for young adults....
More green places
More green space
More high level restaurant/food court
More independent businesses that appeal to middle class people.
More IT data centers, Amazon warehouses, green manufacturing
More local artisan style shopping and LESS smoke/vape shops.
More local businesses for a hometown feel like Rochester has. Troy has no downtown. Big Beaver is just full of chain restaurants.
More local businesses instead of more chain restaurants along Big Beaver
More local restaurants
More mom-and-pop shops and restaurants, retailers other than Somerset. TRADER JOE'S PLEASE!!!
More nature/outdoor opportunities - to walk, observe, educate the public and make our world better
More non-chain restaurants
more open hours for the library
More outdoor dining patios, more small coffee shops
More outdoor enhanced park/green space settings
More places for the youth of the city to have access to
More residences for older citizens - first floor only
More senior-friendly restaurants

More shopping market
More skilled trades /apprenticeship programs. Or if they're already here, more community communication /interaction with them especially with those who attend Warren Consolidated Schools as those students are generally 'forgotten'.
More small businesses - family owned restaurants and shops. Less chains.
More small businesses that offer unique/handmade products as well as more big business like Meijer, Walmart, Target, etc. on north east side of city.
more small independently owned businesses.
More small retail businesses
More sporting goods and hole in the wall bars/breweries
More sports and winter activities
More trails and pathways, obstacle courses for Daisy Knight Dog Park and the Aquatic Center needs to be exclusive to Troy residents and workers only - 80/20 rule!
More unique shops and restaurants instead of just big chains. more entertainment businesses that cater to group entertainment. there's almost nothing for me and my friends to do in Troy.
Movie theater, concert venue, bike paths
Movie theaters
Multi-culture
Music venues, independent boutiques and restaurants,
Night clubs
No comment
No comments here.
No more business! More green space
No more businesses, we need more maita outdoor basketball ball courts
No more restaurants!
No need for additional businesses or services
Non chain coffee shops
Non-chain dining. No more big box business/stores. I don't want to eat at chain restaurant.
Non-chain restaurants, enhanced hours for working adults at the farmers market or host it on the weekends
None
None - all adequate
None - too many now - there's a glut - more online = less need for brick and mortar
None - we have a good variety. Would love a downtown like area, but that seems like a pipe dream.
None I can think of
None I think Troy has enough of everything.
None that I could think of at this point in time
None. There is too much upcoming infrastructure now.
not sure
Not sure except no more condos & apartments
Not sure honestly
Nothing! Troy is an amazing place to live
Office supplies
Olive Garden
Open the library up
Open up the restaurants!
Our malls opened up with stores. Reduce our taxes for seniors who built Troy
Outdoor fitness classes during the summer months
Outdoor shopping stores and boutiques

Outdoor skating rink
Park/trail services & improvement
parks
Parks and library needs to be updated. Troy also needs to bring back an Animal Control officer.
Parks with sledding areas
Pickleball courts, farmers markets, breweries w/outdoor space
Places for gathering and activities, for teens and adults. Fun places to hang out that do not have to be bar. Comedy venue, stage, place for concerts, ax throwing, adult arcade, indoor gaming, etc.
Places like Yellow Door, Catching Fireflies, Leon & Lulu
Police and Fire and medical service
Pot stores (tax it), allow a couple - it is legal
Professional businesses. Not any more restaurants. Please, NO hotels.
Providing residents with wheeled rubbish containers for ease of street garbage collection. Currently a mish-mash of trash containers used by residents.
public swimming options
Public transport
Public transportation including into Detroit and Metro Airport
Quality, affordable condominiums, Asian (Chinese) restaurant - free standing sit down
Quick food neighborhood shopping
R&D coutons, corporate headquarters
Recreational dispensary
recycling
Restaurants
Restaurants
restaurants
Restaurants
Restaurants
Restaurants
Restaurants that accommodate dietary/allergies safely, such as Celiacs. Out door skating (Ice and roller) with rentals. Out door music or movies in the warmer months.
Restaurants that are not in strip malls. More beautiful buildings for restaurants.
Restaurants that are not only on Big Beaver.
Restaurants, general merchandise, marijuana dispensary (taxes would allow funding of all these programs)
Restaurants, playplace for children
Restaurants, shopping
restaurants. There is plenty on Big Beaver but are needed on Livernois, Rochester Rd, north of square Lake.
Restriction with a ticket for speeding. Keep geeses and wildlife animals contain in a sustain area.
Retail. All my shopping (besides groceries) is done outside of the city of Troy.
Roads plowed, or snow shoveling like Grosse Pointe - garbage cleaned up on streets, street cleaned with street cleaners. Weeds cleaned in cracks of sidewalks on city owned streets - looks awful when walking and also a tripping hazard
Senior programs, senior housing
Services to address senior citizens need.
Shopping
Shopping mall
Should come from taxes
Sidewalks from Dequindre to Crooks on 17 Mile Rd

Skiing trails @ Sylvan Glen w/light at night. More native areas for walking/hiking
Small bus service in about 5 years
Small business - retail
Small business, downtown-type stuff, breweries (aside from Loaded Dice - which is great that you have now!)
small businesses with artisans, crafts, local owned coffee shops, activity centers for seniors,
Small family owned restaurants and business
Small farming and sm. to med. size garden and veg. stands
Small retail businesses and restaurants, fewer chains. A more robust farmer's market, artist's market. More space for community gathering and events. More walking and biking lanes, better public transit.
Somerset Collection, Troy Public Library
Something like a Costco
Spaces for teens, children to engage. Animal control - code enforcement.
Street lights in neighborhoods.
Street lights/power grid improvement
Supply chain businesses supporting future electrification of autos/trucks. Start-ups and innovators to occupy vacant office spaces. Align City policy to attract businesses relevant to new generation technologies & manufacturing.
The city of Troy has mainly chain restaurants. Would be nice to entice other restaurants/bars into the area. Would also be nice to have more outdoor seating.
The city should again pay for the library and take at least some of the library assessment off our tax rolls as it used to before the 2009 recession
There are a number of green spaces or underutilized areas that could be turned into larger venue event area. The city seems to be focused on filling space now with redundant small businesses and hotels/motels, which do not enhance the city appeal
There is an abundance already!!!/No more building!!! Let's promote what we have. Should use Troy services for all bill paying/There had to be a Troy Co. who could process this survey.
There is no downtown like in say Ferndale, Royal Oak or Birmingham for example.
There's enough businesses in Troy!!! Stop building because the traffic is becoming out of hand!!
Things that cater to the teen population
This is weirdly specific, but a gas station on the West Bound side of Big Beaver is absolutely needed.
This survey is way too small for average people to read. :-)
Those that supported local artists and musicians.
Trader Joe's, Chik FilA (not inside a mall), IKEA
Trader Joe's. Family friendly, affordable restaurants. Free-standing Chik-fil-a.
Traders Joe's, IKEA, Coffee Shops - independently owned, Maker space, craft space/building store (like where people make small items), healthy food alternatives.
transportation
Transportation service. (Train station at Oakland Mall)
Troy already has a nice diverse selection of businesses and services in troy so i do not see a need for more.
Troy has an excellent variety of businesses
Troy is crowded with businesses
Troy Public Library and Somerset Collection.
Unique restaurants
Unique shops and restaurants. No more chain restaurants, How about unique dining experiences with chef involvement. Let's develop a personality of unique and beautiful areas. We are not living up to our motto of a " City of tomorrow, today". We are becoming a city of yesterday.

Unique shops, small businesses,
Unsure. I am disappointed with the number of strip malls and close proximity of new buildings along Big Beaver Road. The congestion will become unbearable for seniors.
Usage of commercial property not being used on a large weekend property usage being used by a Troy resident only
Variety of business is available
Vegan bakery or bakery (for bread), marijuana dispensary, Trader Joes
Vegan restaurants
Very diverse already
Walkable dining and entertainment district
walkable retail area
Walking paths in NE quadrant of city John R/Rochester Rd/South Blvd/Square Lake
Walking/biking/running paths
We have enough businesses here
We like to eat out (in "normal" times of course) and we would like to see the continuation of new restaurant offerings. I know someone mentioned adding scooters to the DDA before and I understand why that's not really feasible. But have we considered adding rental bike racks? They could go at key areas along big beaver perhaps. For instance, Somerset, 888 big beaver, Columbia center, city hall, community center, Marriott, Troy sports center etc. Not sure if we could make it work but maybe worth trying. Perhaps we could engage a sponsor? Now that HAP is in Troy they may be interested?
We want to see less business, less vacancy signs and unleased/failed commercial space. I understand some is pandemic however much evidence was prior to COVID see Big Beaver between Livernois/Rochester for examples.
Wellness and fitness
Wholesale club or anything in the old kmart space.
WIDE SIDEWALKS ALONG MAIN ROADS AND PLOW THEM IN THE WINTER, POLICE PRESENCE AT HIGH CRIME AREAS (I DON'T CARE IF THEY SIT IN THEIR CARS AND EAT DONUTS - JUST EAT THEM BY SHOPPING MALLS DURING THE DAY AND BARS and HOTELS AT NIGHT)
Winter recreation, indoor and outdoor
winter recreational activities!
Winter sports would be a fun addition!
Would like to less multihousing, over building in every green place, etc.
Would like to see better transportation options for single older adults having procedures done that require a driver who stays with the patient, and brings them home. I can see myself needing this some day.
Would love a small downtown area - could be where deserted office parks are. Outdoor concert venue, furniture/home stores (Ikea), Trader Joes!!
Would love to see more family restaurants. The upscale are nice but not always affordable.
Yarn and craft shops (knitting stores)
Youth community programs and events, walkable stores/restaurants/night life and bike lanes.

Other: Info Sources
AP News
Apps, Crain's
BBC news.
BBC, CBC
Cable news
Cable News Websites.
CBS
City of Troy website.
City website not sufficiently helpful, needs attention!
ClickOnDetroit or WWJ
CNN BBC
CNN, MSNBC
CNN, MSNBC
CNN, MSNBC, CNBC, Fox
CNN, MSNBC, New York Times
Crains Detroit
Crains, Bridge
Do not buy paper since price increase
Drop off voting at drop box, bills, etc.
Email and text are used the most!
Fox News
Fox News
Fox News
Friends and family
Google
I listen almost exclusively to WDTE public radio 101.9
I love Troy Today! It has everything you need in one place. The city facebook pages are also helpful for realtime updates (the police page, the city page, the library page)
I use Ad Fontes Media chart to check the bias/truth of numerous sources I use for information.
Independent news channels
Internet
Internet
i-pad
Local Access TV
MetroTimes
MSNBC
MSNBC/CNN
My own resources not mainstream media!
Na
Neighbors
Neighbors
New York Times
News websites M live- freep- bbc AP etc
Newsmax, Fox News
None since if tainted journalists came to the forefront. We want information only- no opinion
NPR
NY Times
NY Times

OAN
Online
Other residents/neighbors and non-profit groups.
other websites
Parler
Parler
Patch email
Patch, Click on Detroit
Radio and TV
Reddit
Right side Epeck Times the Patriot
Snapchat
Stronger cable TV presence
Telegram
Text message
Text messages from Troy, News app on phone, I end up fairly uninformed, but if I do end up hearing about something and have time I google search it.
The Epic Times
The library needs to go the way of the rotary dial phone. Not real time.
THE NEWSPAPERS DO NOT SERVE THE SUBURBS
Tik Tok
Troy Patch
Troy Patch, The Bridge
Wall Street Journal
Wall Street Journal
WDET/NPR
Wei Chat
WJR
WJR
Word of mouth good as well
Word of mouth.
WSJ
WTRY
WWJ Radio
WWJ Radio
Yahoo
YouTube: Mark Dice, YouTube: Anthony Brian Logan, MSNBC